

PRASC



**Project for the Regional
Advancement of Statistics
in the Caribbean**

**Projet régional pour
l'avancement de la statistique
dans les Caraïbes**

Funded by the
Government
of Canada

Canada

The Canadian Business Register

As Presented to the Central Statistical Office of Trinidad & Tobago



Project for the Regional Advancement of Statistics in the Caribbean (PRASC)

**Gaétan St-Louis and Jeff Mondoux
Statistics Canada
March 2020
Port of Spain, Trinidad**



Delivering insight through data, for a better Canada



Statistics Canada / Statistique Canada

Canada

Presentation Outline

- General Overview of the BR
- Creation and Maintenance
- Business Structure Organization
- Best Practices



Coverage

- All businesses engaged in producing goods and/or services in Canada
 - Corporations
 - Sole Proprietorships
 - Partnerships
 - Governments
 - Agricultural operations
 - Non-profit and charitable organizations



Use of the BR at Statistics Canada

- Business Frame:
 - Survey sampling (over 200 economic programs)
 - Manage/update business & respondent information
 - Support data collection (Contact Information)
 - Monitor/control response burden
- Analytical tool:
 - Analyse the business population
 - Run longitudinal studies
 - Disseminate Canadian Business Counts



How is the BR constructed?

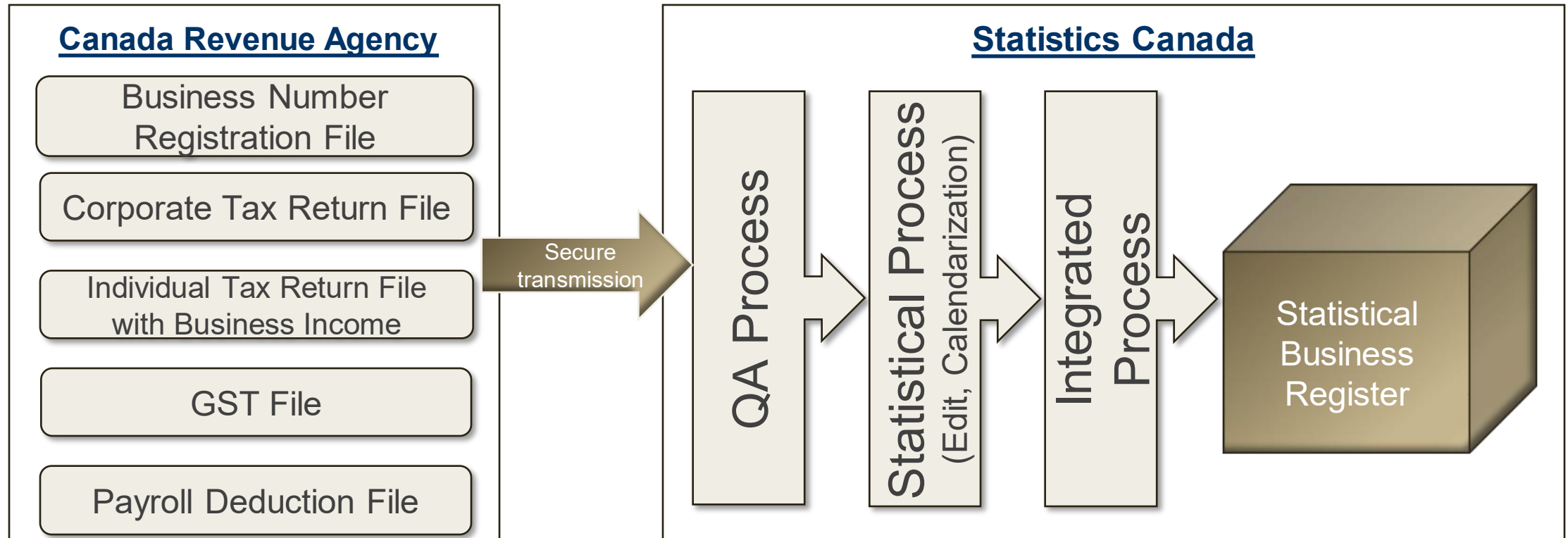
Administrative base using Canada Revenue Agency (CRA) information

- Business Number (BN) Registration File, complemented by
 - Payroll Deduction filers (PD7) for Employment Numbers
 - Corporate Tax Filers (T2) for Revenue and Assets
 - Individual Tax Filers Reporting Business Income with BN (T1)
 - Individual Tax Filers Reporting Business Income without BN (T1)
 - Goods and Services Tax Registrants (GST) for Sales
 - Other Tax Filers such as Partnerships (T5013) and Charities (T3010)

Value added activities

- Profiling activities - building Legal/Operating structures
- Industrial and other classifications
- Creation of Collection Entities to support data collection

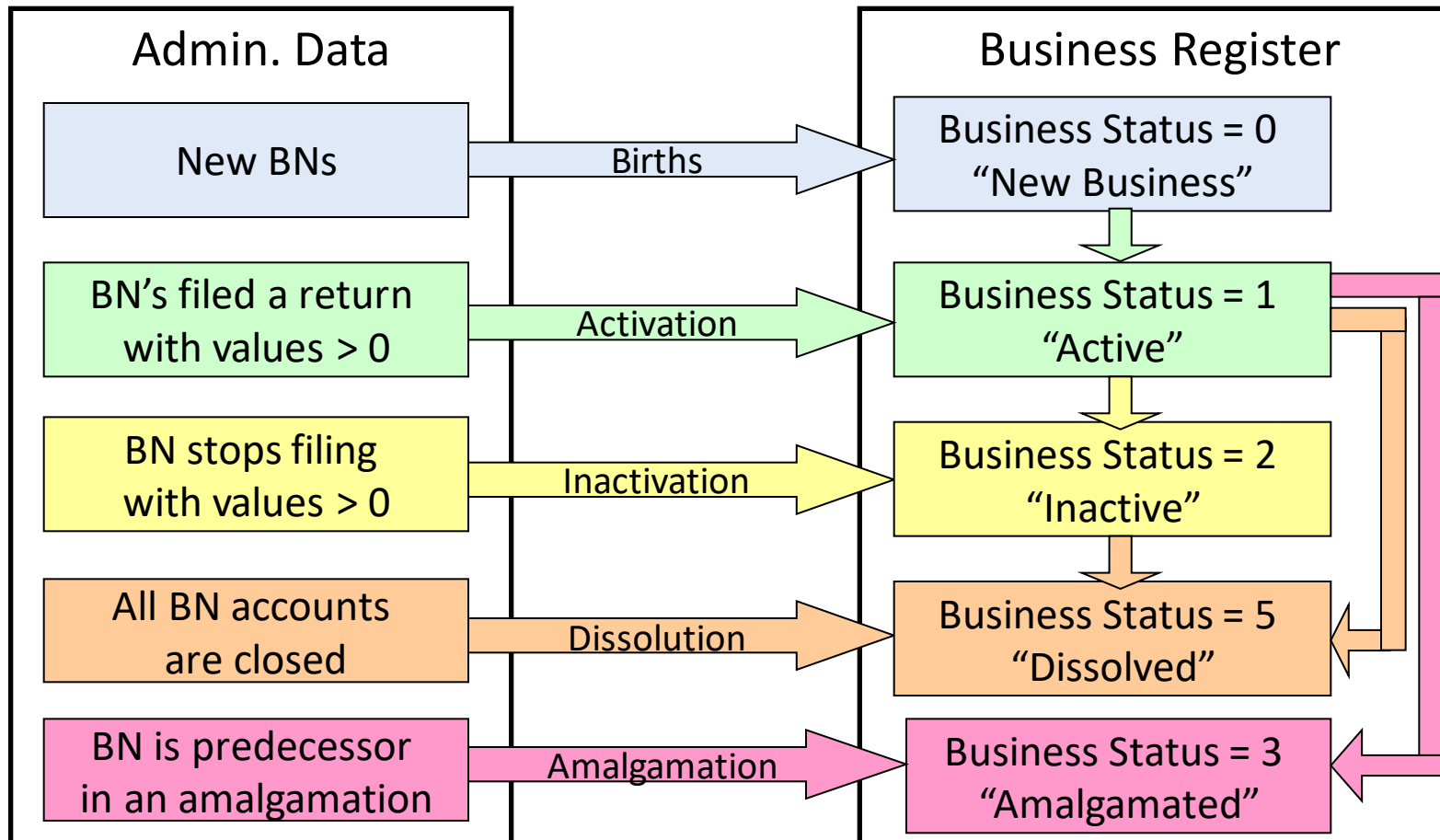
Tax Data Integration to the BR



Key Business Register Variables

Legal Base (CRA)	Statistics Canada's value-added activities		
<p><u>BN Registration File</u></p> <ul style="list-style-type: none"> • Business Number (BN) • Legal/Operating names • Legal address • Telephone # • Contact name • Activity description • Legal type <p><u>Other CRA files</u></p> <ul style="list-style-type: none"> • Non-Profit indicators • International activity code • T2 Revenue/Asset • T1 Revenue • GST sales • Employment numbers 	<p><u>Profiling Activities</u></p> <ul style="list-style-type: none"> • NAICS (industry) • Ownership links (subsidiaries) • Operating Entities and links • Operating Entities attributes (name, address, revenue, employment , NAICS, accounting center types etc.) • Ultimate Parent business • Ownership (foreign) • Country of Control • Consolidation information with attributes (NAICS & sizes) 	<p><u>Generated</u></p> <ul style="list-style-type: none"> • Unique Operating Entity number • Business status • Geography code • Allocation factors <p><u>Statistical Indicators</u></p> <ul style="list-style-type: none"> • Enterprise • Company • Establishment • Location 	<p><u>Collection Entity</u></p> <ul style="list-style-type: none"> • Contact name • Address • Telephone number • Survey identifier • Frequency • Coverage • Response burden indicators <p><u>Survey Sampling Specific Fields</u></p>

Business Status Flow



Business Type

Simple Business

- Single establishment entity engaged in:
 - single industry and
 - operating at single location

Complex Business

- Multi-establishment entity engaged in:
 - multiple industries and/or
 - operations at multiple locations or provinces/territories and/or
 - members of a legal family



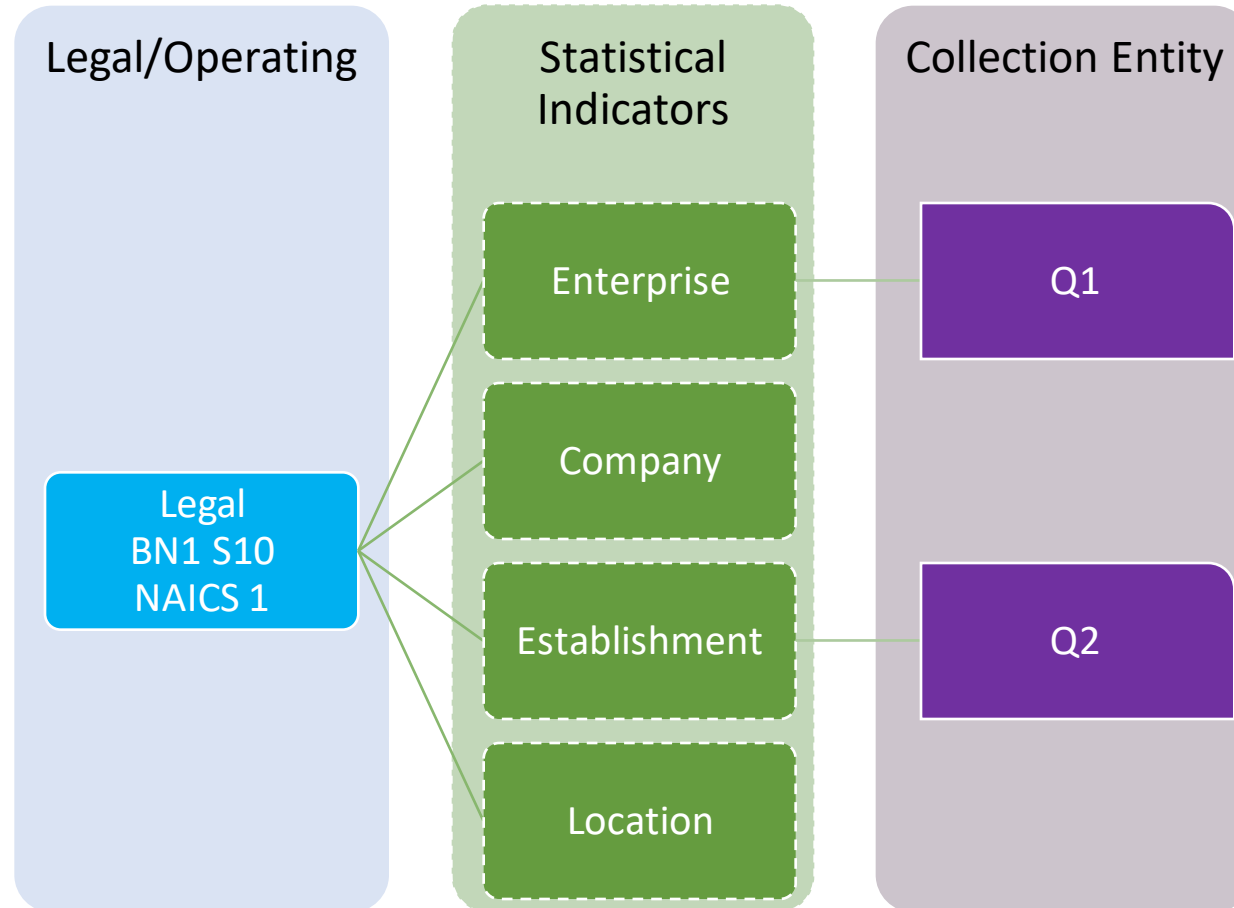
Business Register Active Universe

Business Type	# Enterprises	Revenue %	Employment %
Simple	6.7 million (99.5%)	45%	57%
Complex	35,000 (0.5%)	55%	43%
Total	6.7 million (100%)	100%	100%

Simple Business

- Single operating entity
- Size variables are from administrative information only (no variables from profiling activities)
- Eligible for all economic surveys (4 Statistical Flags: Enterprise, Company, Establishment & Location)
- Eligible for Tax Replacement of Survey Data

Simple Business Structure



Complex Business

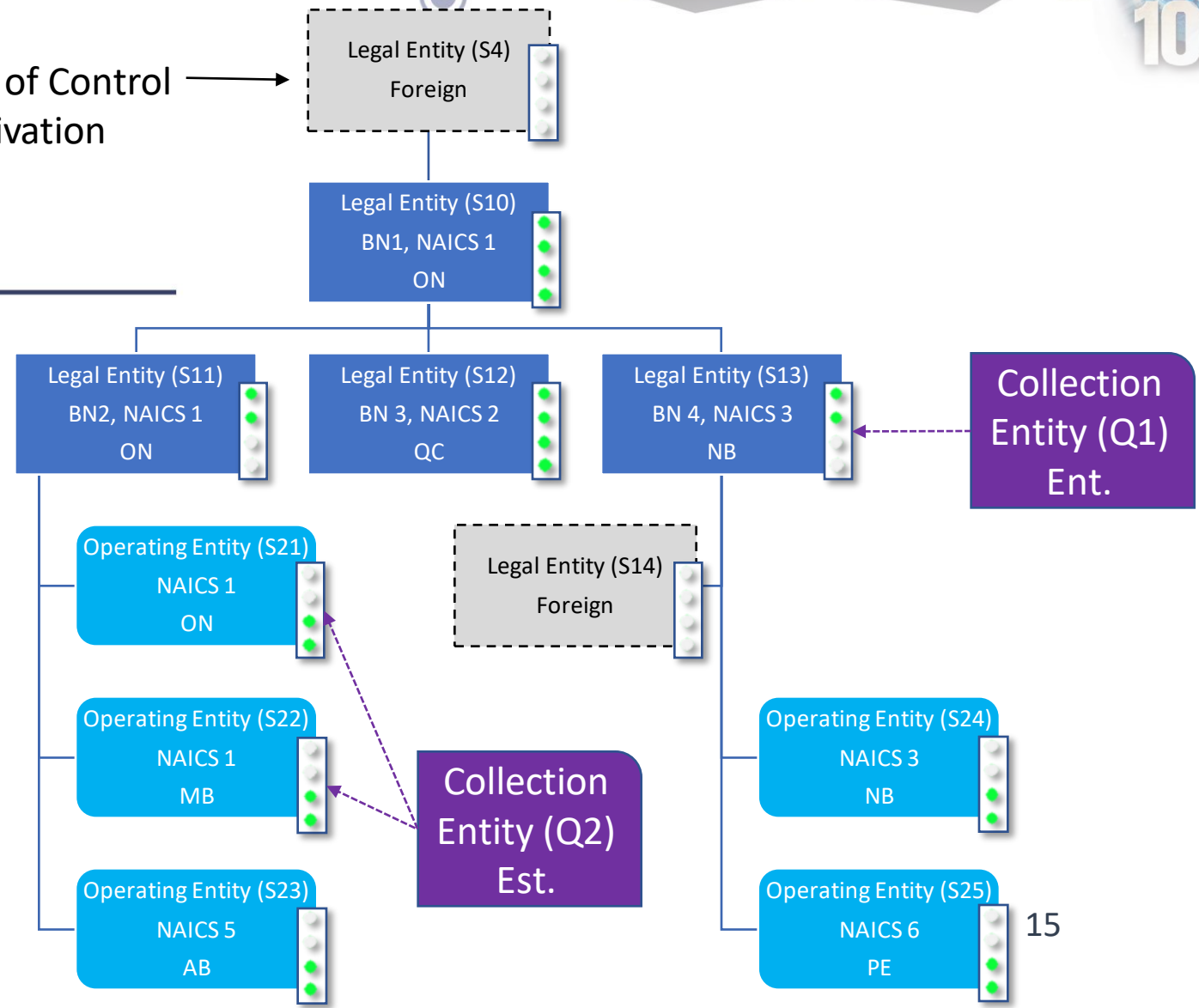
- Multiple legal and/or operating units
- Size variables are from administrative information and from profiling activities
- Statistical Flags assigned based on the reporting capability (accounting type) of the unit
- Surveys will target the desired units based on the statistical indicators (Enterprise, Company, Establishment or Location)
- Potentially eligible for Smart Tax Replacement of Survey Data

Country of Control derivation →

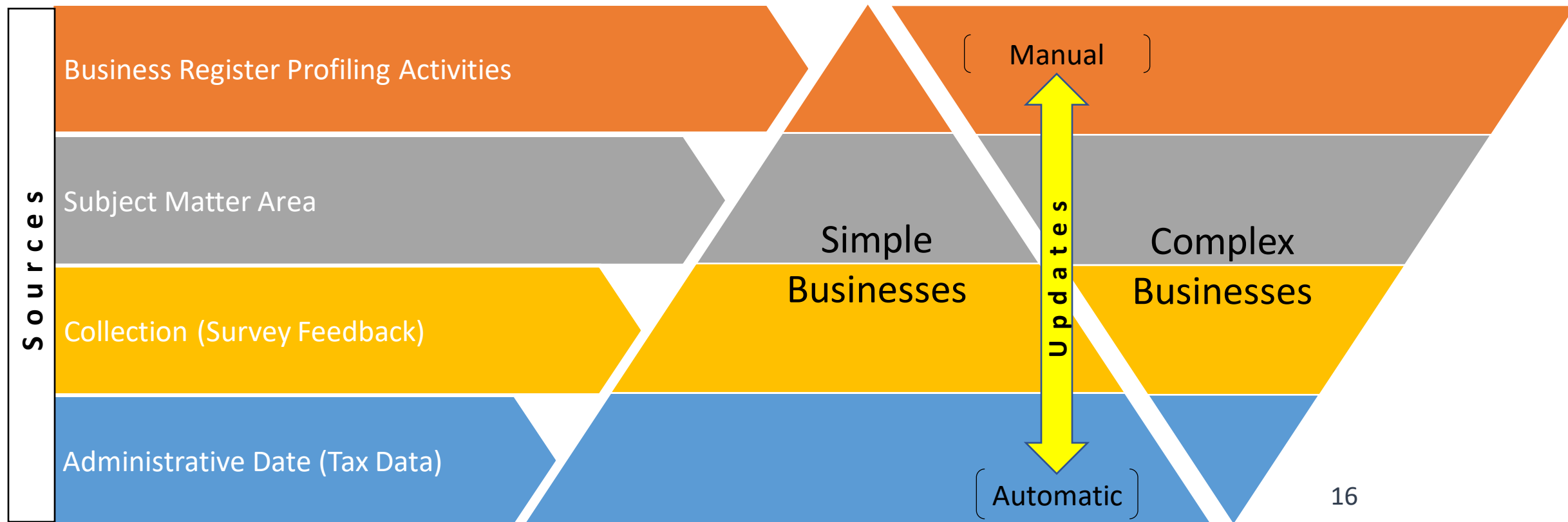
Complex Business Structure

Statistical Indicators

- Enterprise
- Company
- Establishment
- Location



Maintenance Strategy



Statistics on BR maintenance


- 5.1 million updates monthly on the BR:
 - 4.8 million automated updates using administrative data (GST, T2, T1 and PD7)
 - 250,000 updates on collection entities (Contact names, phone numbers, collection arrangements)
 - 50,000 **manual** updates to the business structures



17

Best Practises

- Maximize the use of administrative tax data
 - Reduces response burden
 - Reduces collection costs
 - Maintains accuracy and timeliness of frame data
- Profiling of large businesses
 - Increases efficiency of survey sampling
 - Establishes and maintains good respondent relations
 - Increases accuracy in estimates by industry and geography
 - Increases coherence and relevance of economic data



You can contact the PRASC team at:
statcan.prasc-prasc.statcan@canada.ca