



Statistics
Canada

Statistique
Canada

Canada



Statistics Canada
www.statcan.gc.ca



PRASC



Project for the Regional
Advancement of Statistics
in the Caribbean

Projet régional pour
l'avancement de la statistique
dans les Caraïbes

Funded by the
Government
of Canada

Canada



Statistics
Canada

Statistique
Canada

Canada



Statistics Canada
www.statcan.gc.ca



Project for the Regional Advancement of Statistics in the Caribbean

PRASC

Population Estimates
Component: Household Survey Infrastructure

Funded by the
Government
of Canada

Canada



Module 3.2

Estimating the number of Births

Hubert Denis, Chief
Demographic Estimates Section
Centre for Demography, Statistics Canada

December 2019
Castries, St. Lucia



Registration of births

- How does OECS members get their information?
 - Governance
 - On-going, regular frequency
 - Under what format is it received?
 - Microdata vs Aggregates
- Timeliness: what is delay between reference date and receiving date?



Registration of births

- Coverage: we are looking at births for usual residents
 - Births from foreigners: are they included?
 - Births of usual residents in other countries?
- What about late registrations?
 - Does it exist?
 - How do you integrate them into the calculation of population estimates?



Registration of births

- Standardization of revision processes
 - In Canada, files are closed after a certain number of years
 - Late registrations are not included in official statistics afterwards
 - A letter accompanies each statistics (P, R, D)
 - A note accompanies each table
 - Ex: From 1985-86 to 2012-2013, data are final / for 2013-14, data are revised / for 2014-2015, data are preliminary

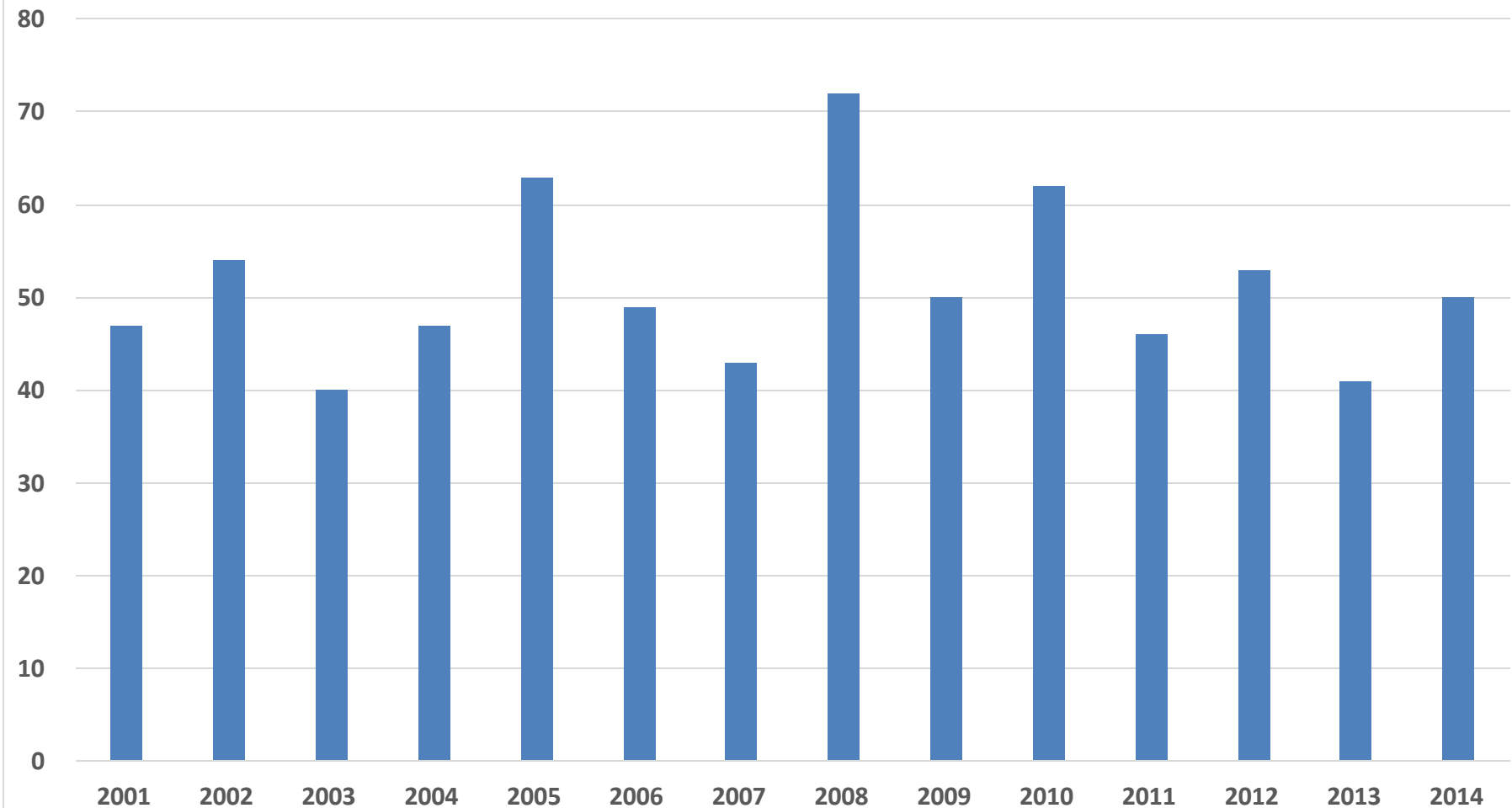


Quality Assurance Control

- Before including the info into the population estimates calculation process, quality assurance must be done on data
- Tools for Quality evaluation
 - Pay attention when dealing with small numbers
 - Historical Series (missing cases, outliers)
 - Analysis of trends (numbers, seasonal variation)
 - Demographic indicators
- Main indicators: TFR, Age-specific Fertility Rates
 - Historical Series

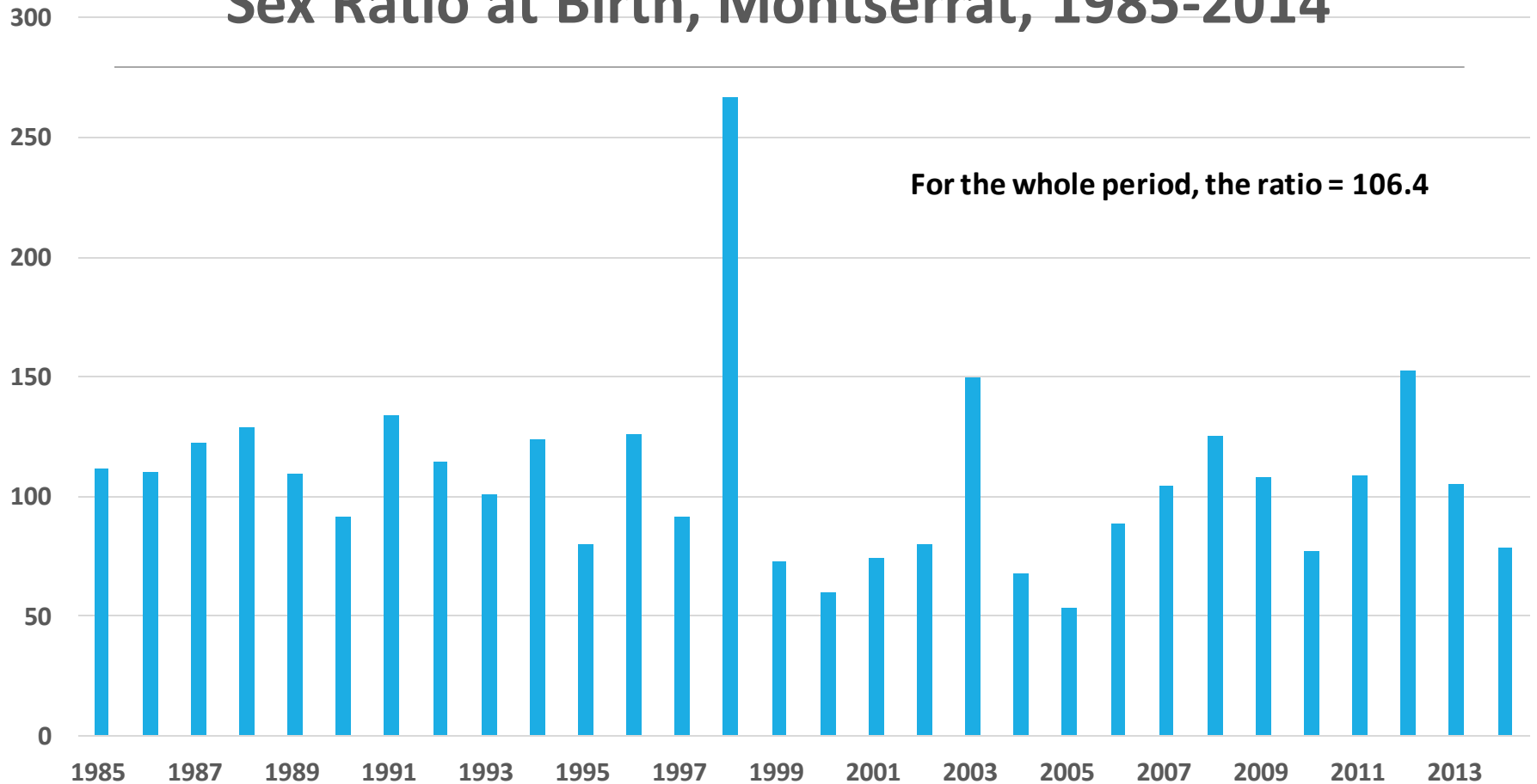


Live births, Montserrat, 2001-2014



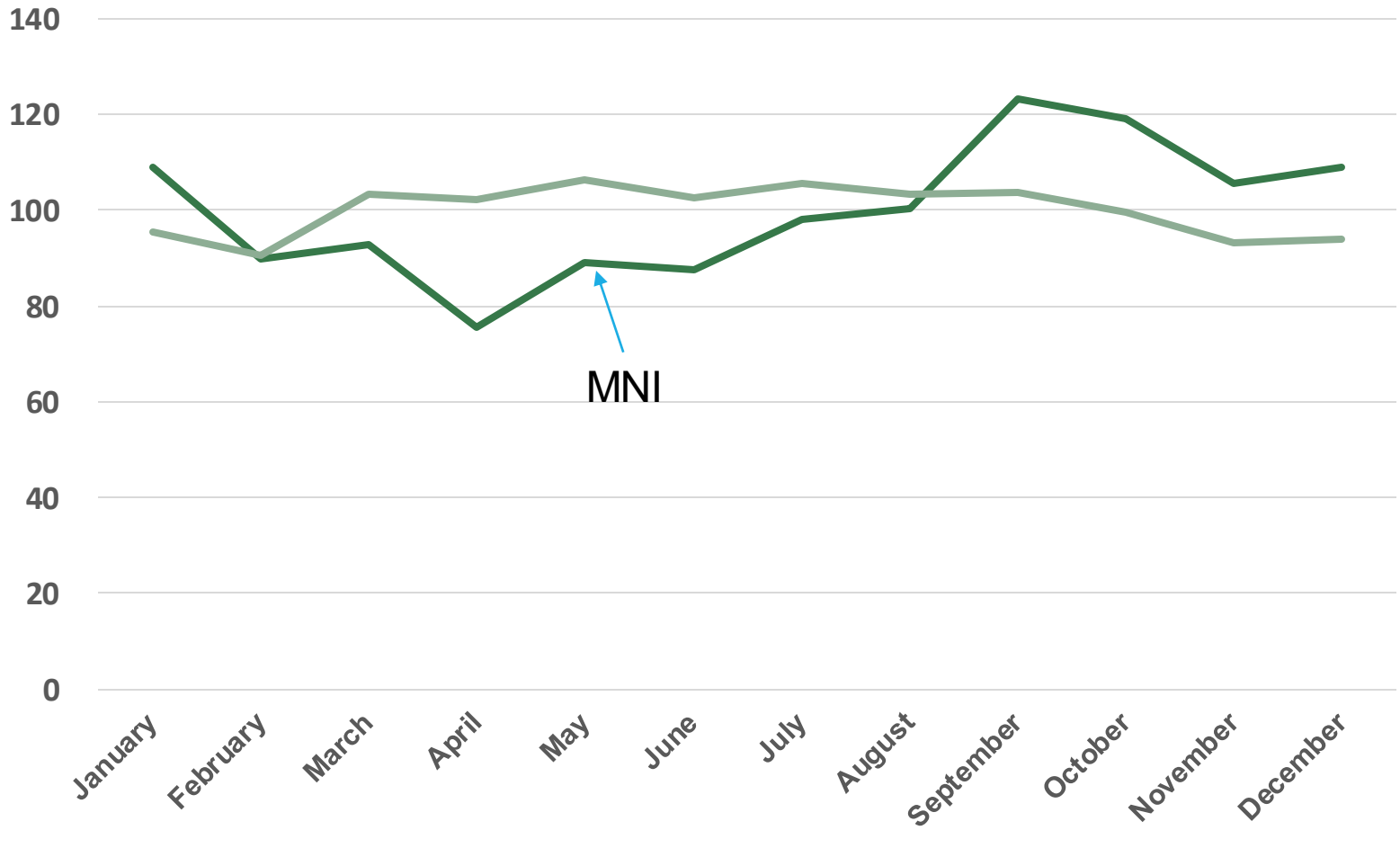


Sex Ratio at Birth, Montserrat, 1985-2014





Seasonal Variation of Births Montserrat (1985-2014) and Canada (1985-2011)





Quality Assurance Control (2)

- Compare to Census Cohorts (previous module)
 - A Census Cohort: from May 13 to May 12
 - Pay attention to Migration !

- Are there other sources of information that could be used for QAC purposes?



Thank you!

You can contact the PRASC team at:

prasc@statcan.gc.ca

or

statcan.prasc-prasc.statcan@canada.ca

Canada 