

**Second United Nations  
survey on Latin American  
and Caribbean youth  
within the context of the  
COVID-19 pandemic**

**Report of results**

Working Group on Youth of  
the Regional Collaborative Platform  
for Latin America and the Caribbean



FORDFOUNDATION



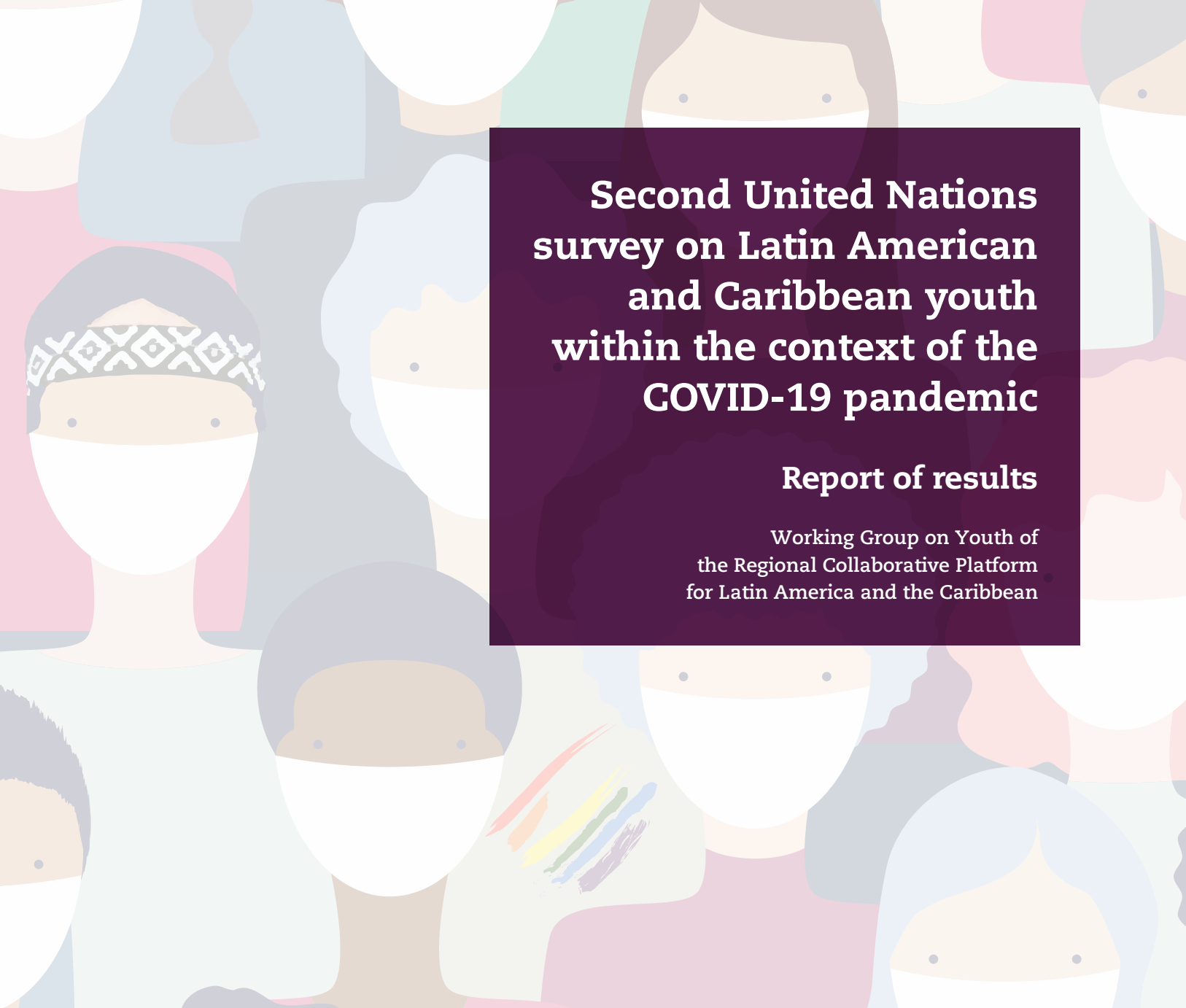
UNITED NATIONS  
REGIONAL COLLABORATIVE  
PLATFORM



LATIN AMERICA  
AND THE CARIBBEAN



**COVID-19  
RESPONSE**



# Second United Nations survey on Latin American and Caribbean youth within the context of the COVID-19 pandemic

## Report of results

Working Group on Youth of  
the Regional Collaborative Platform  
for Latin America and the Caribbean



FORDFOUNDATION



UNITED NATIONS  
REGIONAL COLLABORATIVE  
PLATFORM

LATIN AMERICA  
AND THE CARIBBEAN



COVID-19  
RESPONSE

This document was prepared by Eleonora Nun, consultant in the Social Development Division of the Economic Commission for Latin America and the Caribbean (ECLAC), under the supervision of Daniela Trucco, Social Affairs Officer, Ernesto Espíndola, Research Assistant, and Raquel Santos Garcia, Associate Social Affairs Officer, all of the same Division, in the framework of the cooperation project between ECLAC and the Ford Foundation "Social Inequality and the Future of Workers in Latin America in the Context of the Post-Pandemic Recovery" and the Working Group on Youth of the Regional Collaborative Platform for Latin America and the Caribbean. The contributions of Daniela Huneeus (ECLAC) in the revision of the document are gratefully acknowledged.

The Working Group on Youth of the Regional Collaborative Platform for Latin America and the Caribbean is co-chaired by the United Nations Population Fund (UNFPA) and the United Nations Development Programme (UNDP) and includes the Office of the United Nations High Commissioner for Refugees (UNHCR), the Economic Commission for Latin America and the Caribbean (ECLAC), the Food and Agriculture Organization of the United Nations (FAO), the International Labour Organization (ILO), the United Nations Entity for Gender Equality and the Empowerment of Women (UN-Women), the Pan American Health Organization (PAHO), the Joint United Nations Programme on HIV/AIDS (UNAIDS), the United Nations Environment Programme (UNEP), the United Nations Educational, Scientific and Cultural Organization (UNESCO), the United Nations Children's Fund (UNICEF) and the United Nations Volunteers (UNV) programme.

The authors wish to thank United Nations Online Volunteers María Jesús Alvarado Ron, Nujavi Bardales, Johnny Mejía Burbano, Ayelen Rodríguez Portelles, Sofía Tajahuerce and Evelyn Yumha for their contributions.

The views expressed in this document, which has been reproduced without formal editing, are those of the authors and do not necessarily reflect the views of the Organization or the countries it represents.

---

United Nations publication  
LC/TS.2022/138 • Distribution: L  
Copyright © United Nations, 2022 • All rights reserved • Printed at United Nations, Santiago  
S.22-00670

---

This publication should be cited as Working Group on Youth of the Regional Collaborative Platform for Latin America and the Caribbean, *Second United Nations survey on Latin American and Caribbean youth within the context of the COVID-19 pandemic: report of results* (LC/TS.2022/138), Santiago, United Nations, 2022.

Working Group on Youth of the Regional Collaborative Platform for Latin America and the Caribbean, *Second United Nations survey on Latin American and Caribbean youth within the context of the COVID-19 pandemic: report of results*.

Applications for authorization to reproduce this work in whole or in part should be sent to the Economic Commission for Latin America and the Caribbean (ECLAC), Documents and Publications Division, publicaciones.cepal@un.org. Member States and their governmental institutions may reproduce this work without prior authorization, but are requested to mention the source and to inform ECLAC of such reproduction.

# Contents

<b>Introduction</b>	<b>5</b>
<b>I. Description of sample</b>	<b>7</b>
A. Sociodemographic characteristics	12
<b>II. Survey results</b>	<b>17</b>
A. Life during the pandemic	19
B. Education	28
C. Paid and unpaid work	32
D. Use of time and consumer practices	38
E. Health	43
F. Community, citizen participation and governance	51
G. Outlook for the future	59
<b>III. Conclusion</b>	<b>61</b>
<b>Bibliography</b>	<b>65</b>



## Introduction

Young people's well-being is central to the concerns of the United Nations System. In addition to the moral imperative of ensuring good living conditions for new generations, a focus on youth today is also the foundation for building more just, sustainable, resilient and inclusive societies for the future. As affirmed in the report *Latin American and Caribbean youth and the 2030 Agenda for Sustainable Development: an examination from within the United Nations system*, "youth well-being is directly linked to the eradication of poverty and undernutrition, the reduction of inequality, the development of universal social protection systems, gender equality, access to health and education, the pursuit of sustainable economies and an environment that is protected and cared for, access to decent work and the construction of more peaceful and transparent societies" (Working Group on Youth of the Regional Collaborative Platform for Latin America and the Caribbean 2021).

Young people, with their drive and sense of solidarity, are the engine behind the changes needed to move in this direction. At the same time, they are also demographic, which is particularly vulnerable to shocks and emergencies. This has been evident during the COVID-19 pandemic. Indeed, while the devastating effects of this crisis have been especially hard on the countries of Latin America and the Caribbean, the crisis has particularly touched the region's youth. The region, for example, has faced some of the longest school closures during the pandemic, with all that this implies in terms of learning losses for students (López-Calva 2021). Labour indicators such as employment and unemployment rates, participation and formality (ECLAC 2021); the increase in poverty and malnutrition; and the devastating effects on young people's health, immunisation and mental health, housing, and access to drinking water and sanitation, among others, all attest to the disproportionate impact of the pandemic on the region's youth (Marinho and Castillo 2022).

To further investigate how the COVID-19 pandemic has affected the youth in the region, in 2020, the Agencies of the United Nations System in Latin America and the Caribbean constituting the Working Group on Youth of the United Nations Regional Collaboration Platform for Latin America conducted the first version of the "United Nations Survey on Latin American and Caribbean Youth within the Context of the COVID-19 Pandemic" (Working Group on Youth of the Regional Collaborative Platform for Latin America and the Caribbean 2020). Aimed at young people aged 15 to 29, the objective was to understand "how they are living through the COVID-19 pandemic, as well as their current and future concerns".

The survey results warned of several issues, including food insecurity (16% of respondents did not have sufficient resources to buy food), increased gender-based violence in the context of the pandemic (perceived by six out of ten respondents), mental health deterioration (increased levels of stress and anxiety affected about half of the respondents) and difficulties in accessing health services, among others. On the other hand, the survey also revealed the transformative potential of youth in crisis contexts: more than a third reported being involved in actions to address the pandemic, for example, through various forms of volunteer activities to support their communities.

To further explore these findings and to track how perceptions of the pandemic have been changing among the youth in the region over the past two years, this report synthesises the results of the second United Nations Survey on Latin American and Caribbean Youth within the Context of the COVID-19 Pandemic. As its predecessor, this survey targeted young people in the region aged 15 to 29 and was available online between August and October 2021. The methodological details, as well as the synthesis of the main results, will be the subject of this report.

## I. Description of sample





- The Second United Nations Survey on Latin American and Caribbean Youth within the Context of the COVID-19 Pandemic was conducted virtually through the Google Forms platform between 26 August and 31 October. The survey was available in English, Dutch, Portuguese and Spanish. It was answered by young people between the ages of 15 and 29.
- Participation in the survey was voluntary and the data was handled confidentially. The survey was disseminated through the social media networks of the Agencies of the Working Group on Youth, in coordination with the Communications Group of the United Nations Regional Collaboration Platform for Latin America and the Caribbean. Further dissemination occurred through the networks of the national offices of the various Agencies, via email, WhatsApp groups with young people and with the support of civil society counterparts, youth organisations and government counterparts that provide services to young people.
- As this was an open survey using non-probability sampling, the results presented here are not representative of the youth population of the region or any country in particular. Nevertheless, the results are still informative concerning people's situation and can guide decision-making to increase their well-being or providing solutions to the difficulties that are shown here to be most pressing in the context of COVID-19. The survey seeks to initiate a conversation about the issues that most frequently affect these groups and what their concerns are for the future. The multiple dimensions of the youth situation in terms of the impact of, and responses to, the pandemic, which this survey reveals, may guide more specific and comprehensive research and measurements based on the findings presented in this report. Although the scope of the results is limited to the universe of respondents, it is novel information that fills a gap in our knowledge of the pandemic's impact on young people in the region.
- The survey included a total of 72 mandatory questions, plus two additional final questions that were optional. It was divided into the following six sections (see table 1).

■ **Table 1 ■**

**Description of survey sections**

Section	Number of questions	
I.	General information	21
II.	Education, connectivity and employment	18
III.	Health	15
IV.	Household and use of time	3
V.	Community, civic engagement and governance	12
VI.	Outlook for the future	5 (3 mandatory and 2 optional)

**Source:** Prepared by the authors, based on the Second United Nations Survey on Youth in Latin America and the Caribbean in the Context of the COVID-19 Pandemic.

- The number of valid responses obtained from the survey, for each of the languages in which it was available, is as follows:

■ **Table 2 ■**

**Survey responses obtained by language**

Questionnaire	Number of valid responses
Spanish	45 353
English	100
Portuguese	1 196
Total	46 649

**Source:** Prepared by the authors, based on the Second United Nations Survey on Youth in Latin America and the Caribbean in the Context of the COVID-19 Pandemic.

- In this way, the final data set, which consolidates all the responses received, includes a total of 46,649 responses (the first version of the survey saw 7,751 responses). Young people from 42 countries participated in the survey (Anguilla, Antigua and Barbuda, Argentina, Aruba, Bahamas, Barbados, Belize, Bermuda, Bolivia, Brazil, Chile, Colombia, Costa Rica, Cuba, Dominica, Ecuador, El Salvador, Guadeloupe, Guatemala, Guyana, Haiti, Honduras, British Virgin Islands, United States Virgin Islands, Jamaica, Martinique, Mexico, Montserrat, Nicaragua, Panama, Paraguay, Peru, Puerto Rico, Dominican Republic, Saint Kitts and Nevis, Saint Lucia, Saint Vincent and the Grenadines, Saint Martin, Suriname, Trinidad and Tobago, United States Virgin Islands, Uruguay, and the Bolivarian Republic of Venezuela).
- Concerning the main characteristics of the sample, by region, the responses were distributed as follows:

■ **Table 3 ■**  
**Distribution of the sample by subregion**

Subregion	Frequency	Percentage
The Caribbean	184	0.4
South America	5 072	10.9
Central America and Mexico	41 393	88.7
<b>Total</b>	<b>46 649</b>	<b>100.0</b>

**Source:** Prepared by the authors, based on the Second United Nations Survey on Youth in Latin America and the Caribbean in the Context of the COVID-19 Pandemic.

- Accordingly, the vast majority of responses, around 89%, come from Central America and Mexico.
- By gender, the distribution of responses was as follows:

■ **Table 4 ■**  
**Distribution of the sample by gender**

Gender	Frequency	Percentage
Male	19 290	41.4
Female	26 550	56.9
Prefer not to say	508	1.1
Other	214	0.5
Subtotal	46 562	99.8
Missing values	87	0.2
<b>Total</b>	<b>46 659</b>	<b>100.0</b>

**Source:** Prepared by the authors, based on the Second United Nations Survey on Youth in Latin America and the Caribbean in the Context of the COVID-19 Pandemic.

**Note:** In the questionnaire, the question on gender considered the categories "Male", "Female", "Transgender", "Prefer not to specify" and "Other". This table groups the categories "Transgender" and "Other" under the category "Other".

- Table 5 shows the distribution of responses by age group.

■ **Table 5 ■**  
**Distribution of the sample by age**

	Frequency	Percentage
15 to 19 years of age	38 765	83.1
20 to 24 years of age	4 812	10.3
25 to 29 years of age	2 969	6.4
Subtotal	46 546	99.8
Missing values	103	0.2
<b>Total</b>	<b>46 649</b>	<b>100.0</b>

**Source:** Prepared by the authors, based on the Second United Nations Survey on Youth in Latin America and the Caribbean in the Context of the COVID-19 Pandemic.

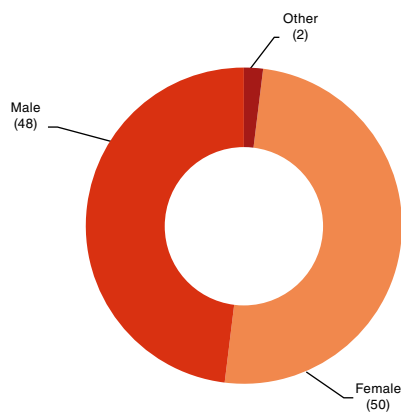
- The analysis of these distributions shows a sample that, being non-probabilistic, presents important imbalances that need to be corrected to generate a less biased analysis. For this purpose, a weighting factor was constructed.
- To balance the dataset with respect to the variable "country of origin", six country groups were created:
  - One with Caribbean countries.
  - One with Latin American countries with samples of less than 1000 responses.
  - Four groups with countries that had sufficient or large samples (Bolivia, Brazil, Mexico, and Peru).
- In the case of the first two groups, the combined weight of each of them is equivalent to the projected proportions of their youth population in relation to the regional total. In the case of the last four groups, each consisting of one country, these were treated individually, so that each of these countries was weighted in the sample in the same proportion as it's youth population projections at the regional level.
- To balance the dataset with respect to the variable "age", three groups were created according to the following age brackets:
  - 15 to 19 years of age
  - 20 to 24 years of age
  - 25 to 29 years of age
- To balance the dataset with respect to the variable "gender", three groups were formed according to the following criteria:
  - Men 49%
  - Women 51%
  - Other genders (~1.7%)

- A combined approach was therefore applied, respecting the youth weighting of the country groups, and recalibrating the weighting of gender and age groups.
- The weighting factor is applicable for regional analyses but is not designed to allow for a country-by-country disaggregation. The countries that can be treated individually (isolated from the rest) are Bolivia, Brazil, Mexico, and Peru. However, due to the persistent imbalance, to work with these countries, it is recommended to at least weight for five-year age groups and gender groups. The following analysis therefore considers the application of the weighting factor described here.
- Given that this survey was based on a non-probability sampling method, the results of the two versions of the survey are not strictly comparable. Consequently, the report provides information about the issues addressed in the survey at two points in time, but no development over time can be inferred from this. Having said that, retrospective questions were included in the second version of the survey to complement this information with data that would allow a trend to be identified. That is to say, questions that referred to the status of respondents during the current and previous year were included. This made it possible to identify a trend over time for these items.

## A. Sociodemographic characteristics

- The weighted sample shows a gender distribution of 50% of the sample identifying as female and 48% as male. Two percent stated other genders, a category that includes those who preferred not to answer the question, transgender youth, and youth with a non-binary gender.

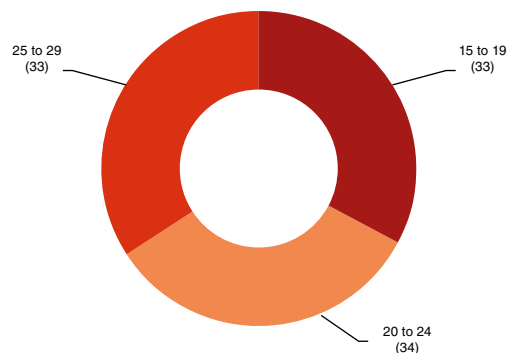
■ **Figure 1** ■  
**Distribution of the weighted sample by gender**  
*(In percentages)*



Source: Prepared by the authors, based on the Second United Nations Survey on Youth in Latin America and the Caribbean in the Context of the COVID-19 Pandemic.

- In relation to age groups, the distribution is approximately in three thirds.

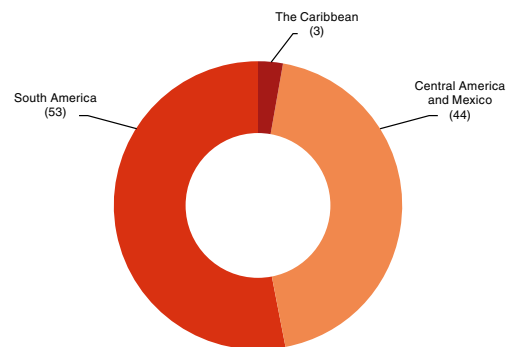
■ **Figure 2** ■  
**Distribution of the weighted sample by age**  
*(In percentages)*



Source: Prepared by the authors, based on the Second United Nations Survey on Youth in Latin America and the Caribbean in the Context of the COVID-19 Pandemic.

- The distribution by subregion shows a distribution in which South American countries account for the largest share of the sample with 53%. This is followed by the Central American region (including Mexico) with 44% of the sample. Caribbean countries represent 3% of the final sample.

■ **Figure 3** ■  
**Distribution of the weighted sample by subregion**  
*(In percentages)*

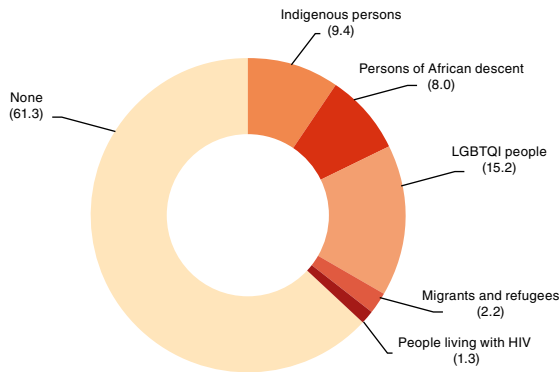


Source: Prepared by the authors, based on the Second United Nations Survey on Youth in Latin America and the Caribbean in the Context of the COVID-19 Pandemic.

- As for pertaining to specific population groups, the survey allowed for multiple responses. The results show that a large part of the population (63%) did not identify with any group. The most represented group in the survey were LGBTQI people with 16%, followed by indigenous persons with 10%, persons of African descent with 8%, migrants and refugees with 2% and people living with HIV with 1%. It is interesting to note that despite this constituting a non-probability sample, the distribution by population group is quite similar to that observed during the implementation of the first edition of the survey in 2020, although there was a slight percentage increase in the representation of each of these groups in 2021.

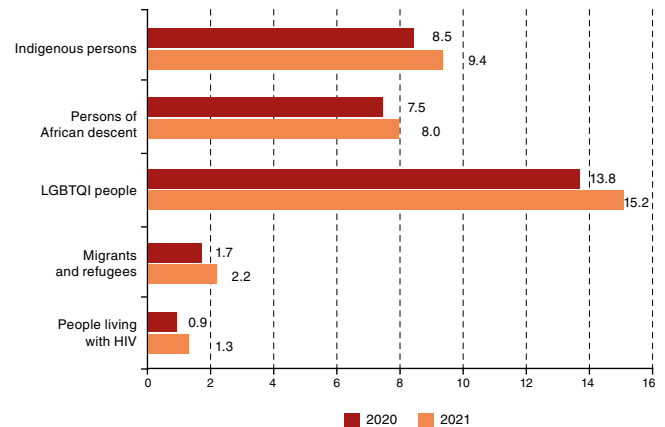
■ **Figure 4** ■  
**Membership of specific population groups**  
*(In percentages)*

**Do you consider yourself as belonging to one or more of the following populations?**



**Source:** Prepared by the authors, based on the Second United Nations Survey on Youth in Latin America and the Caribbean in the Context of the COVID-19 Pandemic.  
**Note:** Multiple choice question.

■ **Figure 5** ■  
**Membership of specific population groups 2020–2021**  
*(In percentages)*

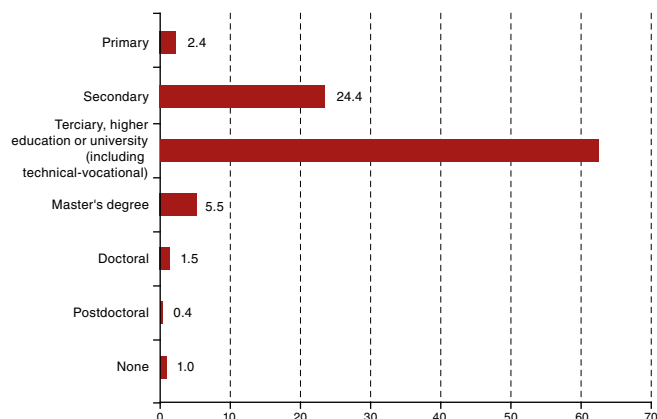


**Source:** Prepared by the authors, based on the Second United Nations Survey on Youth in Latin America and the Caribbean in the Context of the COVID-19 Pandemic and the United Nations Regional Collaborative Platform for Latin America and the Caribbean: Working Group on Youth, United Nations Survey on Youth in Latin America and the Caribbean in the Context of the COVID-19 Pandemic (LC/TS.2021/68), Santiago, United Nations, 2021.

- In terms of education, most respondents (65%) indicated having completed or currently being in higher education. This reflects the age distribution of the weighted sample, as approximately 66% of the sample is constituted of young people of higher education age. Twenty-four percent were in or had completed secondary school, 6% had a master's degree, 2% had completed primary school, 2% had a doctorate, and only 1% had not completed and were not currently studying at any of these levels.

**Figure 6**  
**Highest level of education of young people surveyed**  
*(In percentages)*

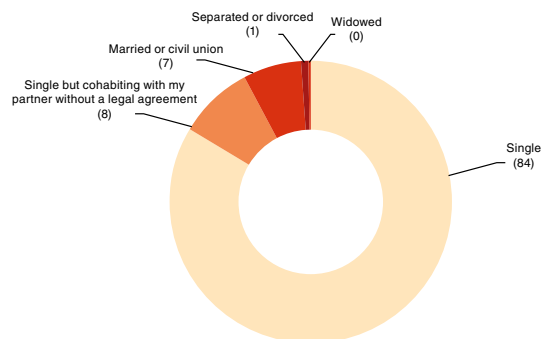
**What is the highest level of formal education you completed or are currently completing?**



Source: Prepared by the authors, based on the Second United Nations Survey on Youth in Latin America and the Caribbean in the Context of the COVID-19 Pandemic.

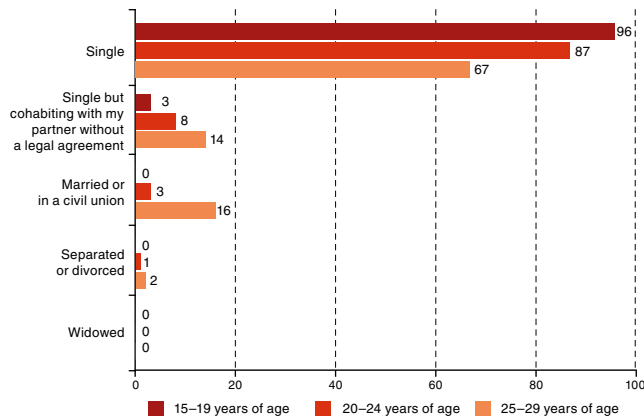
- In terms of marital status, reflective of the age range of the survey participants, the vast majority stated they were single (84%). Fifteen percent of respondents reported living together with their partner, with or without a legal agreement; 1% were separated or divorced. Those who reported being widowed made up less than 1% of the sample. When analysing marital status by age range, it can be observed that as age increased, the proportion of those who reported being married or cohabiting also increased. In fact, while 96% of 15- to 19-year-olds were single, this number drops to 67% among 25 to 29 year olds.

**Figure 7**  
**Marital status of respondents**  
*(In percentages)*



Source: Prepared by the authors, based on the Second United Nations Survey on Youth in Latin America and the Caribbean in the Context of the COVID-19 Pandemic.

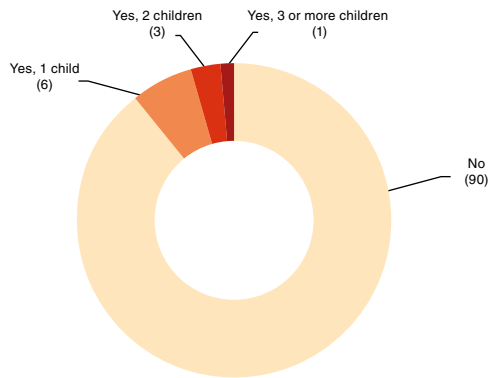
**Figure 8**  
**Marital status of respondents by age group**  
*(In percentages)*



Source: Prepared by the authors, based on the Second United Nations Survey on Youth in Latin America and the Caribbean in the Context of the COVID-19 Pandemic.

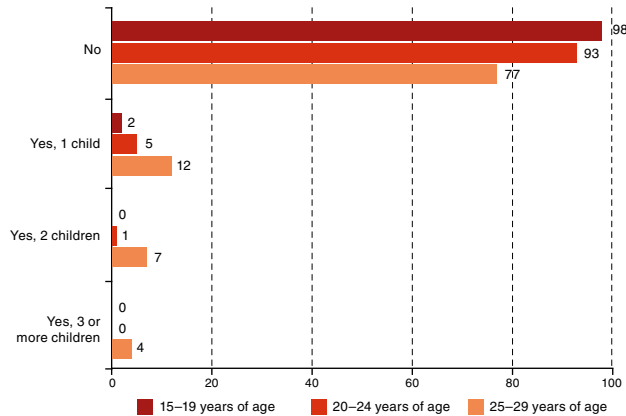
- In relation to the number of children, 90% of those surveyed stated that they had no children, 6% had one child, 3% had two children and only 1% had three or more children. However, again, when looking at the phenomenon by age, while 2% of those aged 15 to 19 had children, this figure rises slightly to 7% in the 20 to 24 age group and to 23% in the 25 to 29 age group.

■ **Figure 9** ■  
**Number of children**  
*(In percentages)*



Source: Prepared by the authors, based on the Second United Nations Survey on Youth in Latin America and the Caribbean in the Context of the COVID-19 Pandemic.

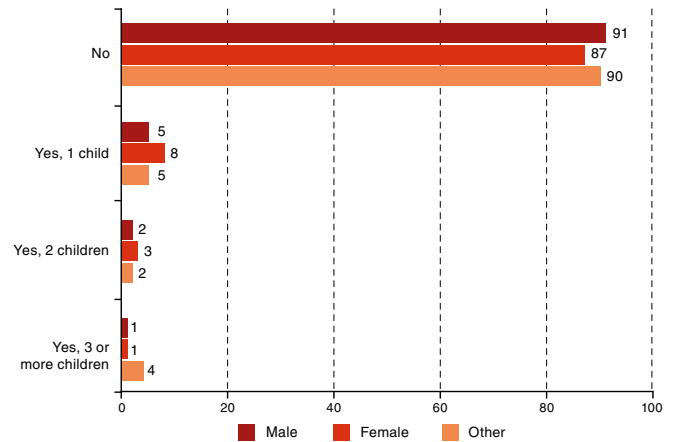
■ **Figure 10** ■  
**Number of children by parent age group**  
*(In percentages)*



Source: Prepared by the authors, based on the Second United Nations Survey on Youth in Latin America and the Caribbean in the Context of the COVID-19 Pandemic.

- Looking at the distribution by parent gender, differences in the number of children can be observed. Twelve percent of those who identified themselves as female had one or more children compared to 8% of respondents who identified as male. The difference is most pronounced among the percentage of those who lived with at least one of their children. In this case, the percentages range from 97% among female respondents, who indicated having children, to 84% among male respondents.

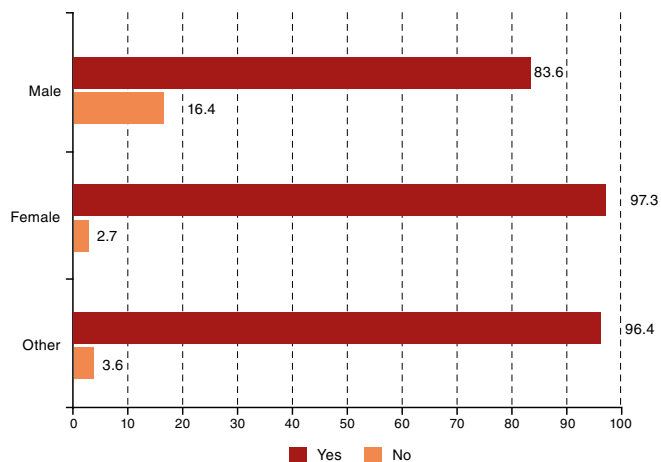
■ **Figure 11** ■  
**Number of children by parent gender**  
*(In percentages)*



Source: Prepared by the authors, based on the Second United Nations Survey on Youth in Latin America and the Caribbean in the Context of the COVID-19 Pandemic.



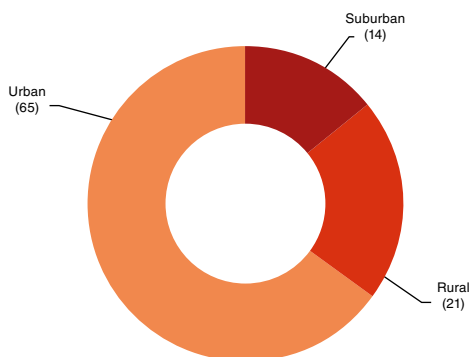
**Figure 12**  
**Respondents living with at least one of their children by gender**  
*(In percentages)*



**Source:** Prepared by the authors, based on the Second United Nations Survey on Youth in Latin America and the Caribbean in the Context of the COVID-19 Pandemic.

- Regarding the distribution of young people by area of residence, it can be observed that this is essentially urban. Seventy-nine percent lived in cities (65% in urban areas and 14% in suburban areas, i.e. on the outskirts of a city), while 21% reported living in rural areas.

**Figure 13**  
**Area of residence of the youth surveyed**  
*(In percentages)*

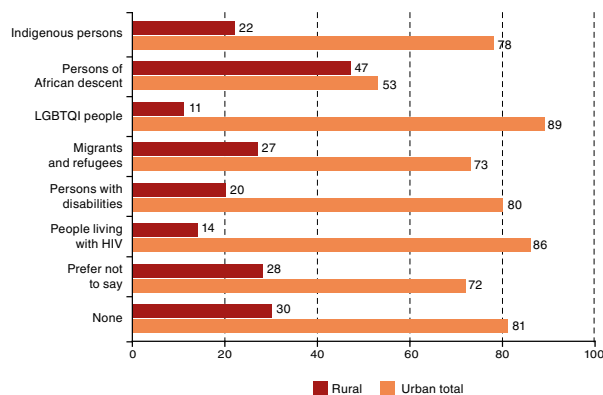


**Source:** Prepared by the authors, based on the Second United Nations Survey on Youth in Latin America and the Caribbean in the Context of the COVID-19 Pandemic.

**Note:** Category 'suburban' indicates living on the outskirts of a city.

- This distribution of area of residence is consistent with the distribution of the total population of Latin America and the Caribbean. According to CEPALSTAT data (from 2018), 19% of the population was projected to live in rural areas and 81% in urban areas by 2020.
- When area of residence and membership of traditionally excluded groups are taken together, groups have a more homogeneous distribution across urban and rural areas. This is the case, for example, for persons of African descent, with 53% living in rural areas and 47% in urban areas. Other groups, on the other hand, showed a higher concentration in non-rural areas, as is the case of LGBTQI youth, with 89% reporting to belong to this group living in urban or suburban areas.

**Figure 14**  
**Distribution of youth surveyed by area of residence and belonging to specific population groups**  
*(In percentages)*



**Source:** Prepared by the authors, based on the Second United Nations Survey on Youth in Latin America and the Caribbean in the Context of the COVID-19 Pandemic.

## II. Survey results

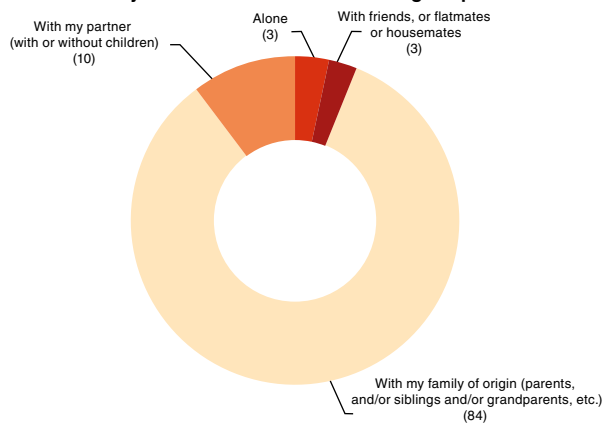


## A. Life during the pandemic

- With respect to how young people have lived during the pandemic period, the data shows that 84% have lived with their family of origin, 10% with their partner, 3% with friends and 3% alone. These figures are similar to those from the first survey. Therefore, young people's account of their experience of the pandemic can also be considered informative of how their families of origin have experienced the pandemic.

■ **Figure 15** ■  
**Persons with whom the youth surveyed have lived during the pandemic**  
*(In percentages)*

With whom have you lived most of the time during the pandemic?



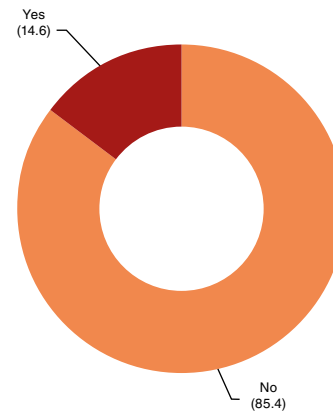
**Source:** Prepared by the authors, based on the Second United Nations Survey on Youth in Latin America and the Caribbean in the Context of the COVID-19 Pandemic.

- With regards to the changes caused by the pandemic, 15% of the youth surveyed reported they had to move to a new place due to the pandemic. This figure is slightly higher than that from the first survey, where only 11% of young people had moved. When looking at specific demographics, this phenomenon is more pronounced among certain groups. The situation particularly affected persons with disabilities (26% had moved), young people living with HIV (32%

had moved), and young migrants and refugees (46% had moved). With regards to young migrants and refugees, there is evidence that the pandemic has exacerbated the vulnerabilities they face throughout the displacement cycle (ECLAC, 2020). A potential hypothesis is that these greater difficulties could be the source of the findings, as people in these situations are forced to move in search of better conditions.

■ **Figure 16** ■  
**Young people who reported having moved to a new place due to the COVID-19 situation**  
*(In percentages)*

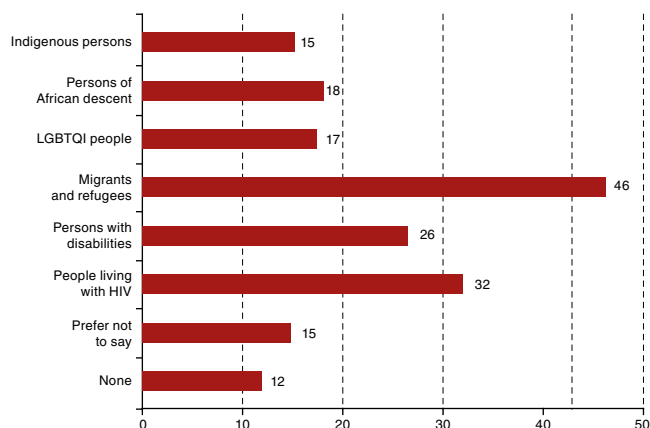
Due to the COVID-19 situation, did you have to move to a new place?



**Source:** Prepared by the authors, based on the Second United Nations Survey on Youth in Latin America and the Caribbean in the Context of the COVID-19 Pandemic.

■ **Figure 17** ■  
**Young people who reported having moved to a new place due to COVID-19, by the membership of specific population groups**  
*(In percentages)*

**Due to the COVID-19 situation, did you have to move to a new place?**

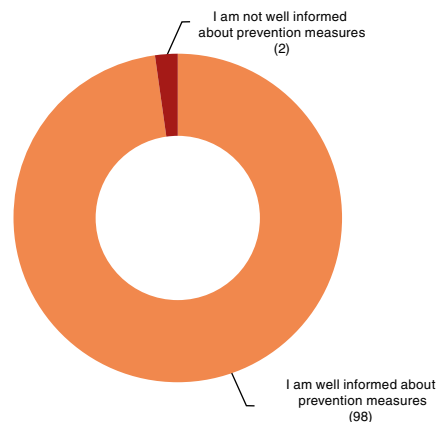


**Source:** Prepared by the authors, based on the Second United Nations Survey on Youth in Latin America and the Caribbean in the Context of the COVID-19 Pandemic.

- With regards to how well informed the surveyed persons were about COVID-19 infection prevention measures, regardless of population group or area of residence, most respondents (98%) considered themselves to be well informed. In rural areas, the percentage of those who reported they were not well informed was 3% compared to 2% in suburban and urban areas. In terms of distribution by population group, this percentage was around 2%.
- It is interesting to note again that, although the type of sampling does not allow us to establish a trend, in the first survey the percentage of participants who stated that they were not well informed about prevention measures amounted to 6.9%, i.e., three times higher than in the second survey. Accordingly, it is possible to assume that as time has passed since the beginning of the pandemic, young people have had greater access to information or greater interest in learning about this issue.

■ **Figure 18** ■  
**Information about measures to prevent infection with COVID-19**  
*(In percentages)*

**How informed are you about measures to prevent COVID-19 infection?**

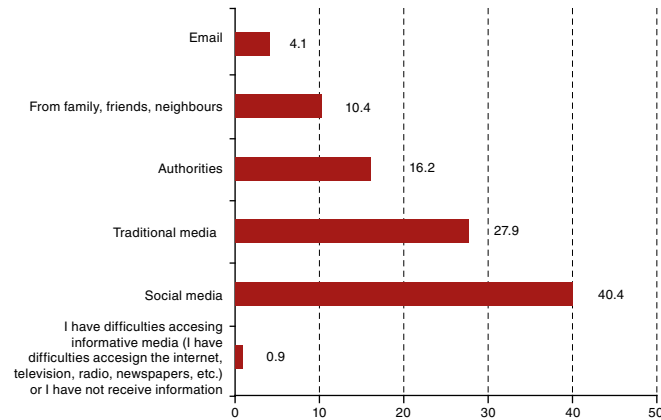


**Source:** Prepared by the authors, based on the Second United Nations Survey on Youth in Latin America and the Caribbean in the Context of the COVID-19 Pandemic.

- In relation to the main channels of information about COVID-19-related issues, the survey shows that the most frequently used are social media networks (WhatsApp, Facebook, Twitter, and Instagram). Together, these channels represented 40% of the survey responses. This is followed by traditional media (TV, radio, digital and print newspapers), representing 28% of answers. Information from authorities such as health services or loudspeaker announcements from municipalities accounted for 16% of responses. Information obtained from family, friends, or neighbours accounted for 10% of the answers, and e-mail accounted for 4%. Only 1% of respondents reported difficulties in accessing information or lack of information. This information is presented in detail in Figure 19.

■ **Figure 19** ■  
**Channels or means through which information on COVID-19 and prevention measures have been received**  
*(In percentages)*

Through which channels/media have you received information about COVID-19 and prevention measures?



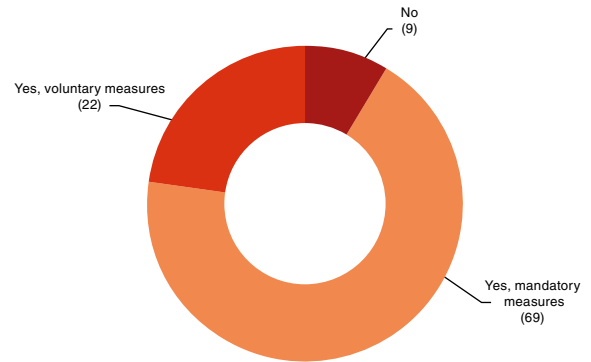
**Source:** Prepared by the authors, based on the Second United Nations Survey on Youth in Latin America and the Caribbean in the Context of the COVID-19 Pandemic.

**Note:** Multiple choice question.

- For this indicator, practically no differences were observed between urban and rural areas.
- Measures aimed at restricting mobility were among the most frequently adopted by governments in the region to cope with the pandemic. Young people were asked about the implementation of such measures in their places of residence. Sixty-nine percent responded that their local or national authorities had taken mandatory measures to restrict mobility, 22% had taken voluntary measures and only 9% responded that their authorities had not taken such measures.

■ **Figure 20** ■  
**Adoption of measures by local/national authorities to restrict the mobility of people during the pandemic**  
*(In percentages)*

During the pandemic, has your local/national authorities taken any measures to restrict the mobility of people?

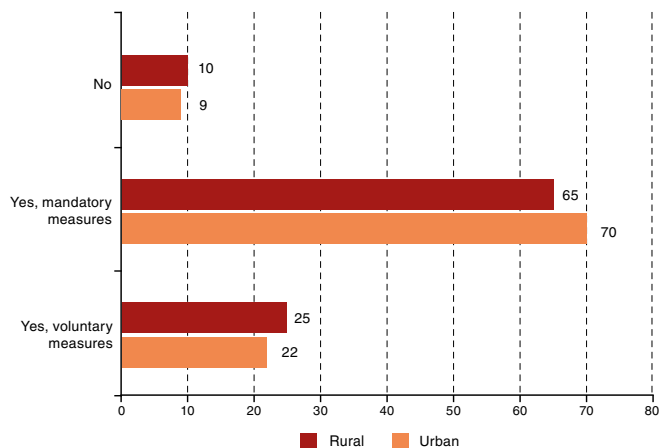


**Source:** Prepared by the authors, based on the Second United Nations Survey on Youth in Latin America and the Caribbean in the Context of the COVID-19 Pandemic.

- It can be observed that there was a slightly higher prevalence of mandatory restrictions in urban areas than in rural areas (see Figure 21).

■ **Figure 21** ■  
**Adoption of measures by local/national authorities to restrict the mobility of people during the pandemic by area**  
*(In percentages)*

During the pandemic, have your local/national authorities taken any measures to restrict the mobility of people?

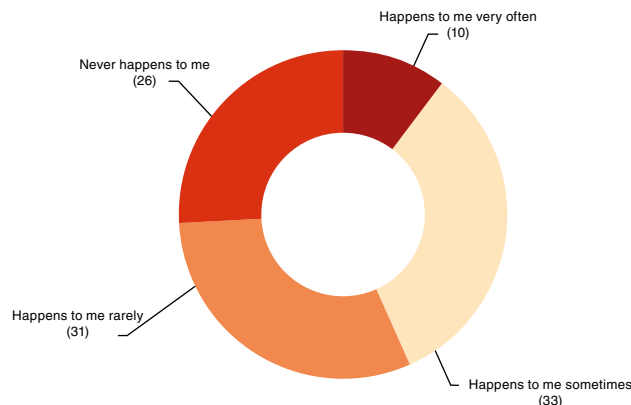


Source: Prepared by the authors, based on the Second United Nations Survey on Youth in Latin America and the Caribbean in the Context of the COVID-19 Pandemic.

- One of the problems caused by measures aimed at restricting mobility was the increased difficulty in obtaining basic goods or food. To gather information on how this situation has evolved throughout the pandemic, this second version of the survey included a series of retrospective questions for respondents concerning both 2020 and the second year of the pandemic, 2021. A comparison of the results shows a slight improvement regarding the difficulties in accessing basic goods or food. Indeed, in 2020, 43% of young people reported having difficulties in obtaining things that were previously easily available in their community; regarding 2021, this percentage decreased to 36%. On the other hand, for 2020, 57% claimed they never or almost never experienced these difficulties, compared to 64% who said the same for 2021.

■ **Figure 22** ■  
**Experiencing difficulties in 2020 in obtaining essential goods or food that were previously easily available in the community**  
*(In percentages)*

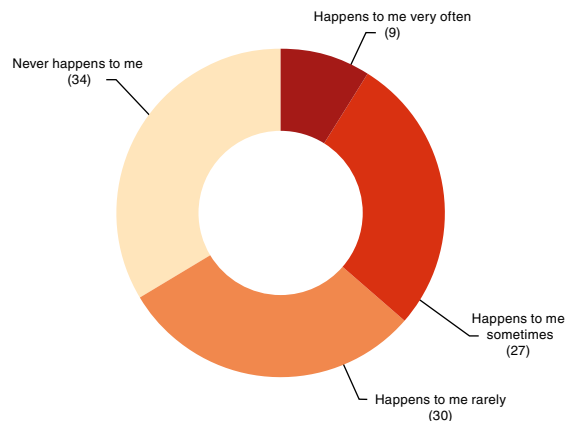
Thinking back over the past year during the pandemic, have you experienced difficulties in obtaining essential goods or food that were once readily available in your community?



Source: Prepared by the authors, based on the Second United Nations Survey on Youth in Latin America and the Caribbean in the Context of the COVID-19 Pandemic.

■ **Figure 23** ■  
**Experiencing difficulties at present (2021) in obtaining essential goods or food that were previously easily available in the community**  
*(In percentages)*

Do you currently experience difficulties in obtaining essential goods or food that were readily available in your community before the pandemic?

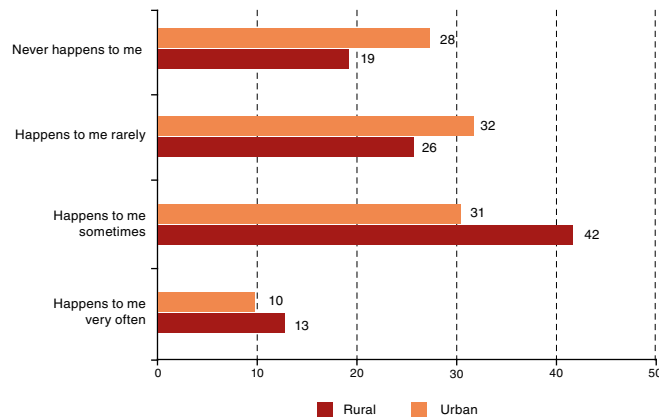


Source: Prepared by the authors, based on the Second United Nations Survey on Youth in Latin America and the Caribbean in the Context of the COVID-19 Pandemic.

- When analysing this phenomenon by area of residence, the main difficulties are seen to be concentrated in rural areas. Indeed, when asked about 2020, 55% of young people in these areas reported having experienced difficulties in obtaining essential goods or food, compared to 41% in the cities. In the present survey, these figures represent 48% and 33% respectively.

■ **Figure 24** ■  
**Share of respondents who experienced difficulties in 2020 in obtaining essential goods or food that were previously easily available in the community by area**  
*(In percentages)*

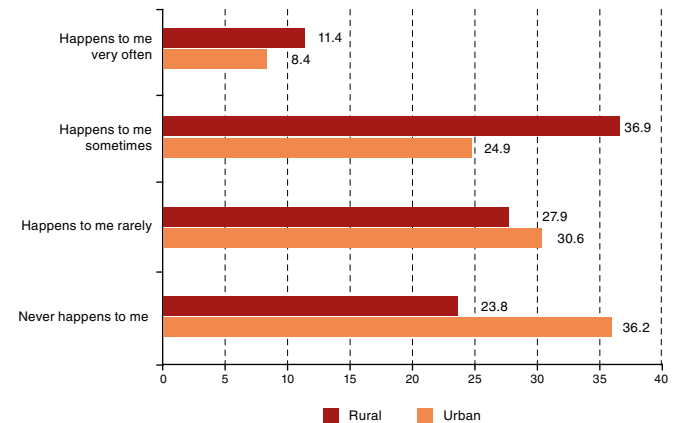
Thinking back over the past year during the pandemic, have you experienced difficulties in obtaining essential goods or food that were once readily available in your community?



Source: Prepared by the authors, based on the Second United Nations Survey on Youth in Latin America and the Caribbean in the Context of the COVID-19 Pandemic.

■ **Figure 25** ■  
**Share of respondents currently (2021) experiencing difficulties obtaining essential goods or food that were previously easily available in the community by area**  
*(In percentages)*

Do you currently experience difficulties in obtaining essential goods or food that were readily available in your community before the pandemic?



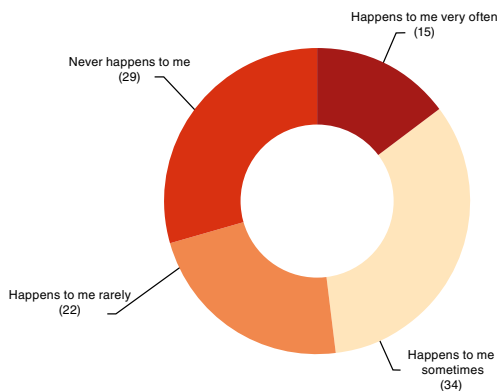
Source: Prepared by the authors, based on the Second United Nations Survey on Youth in Latin America and the Caribbean in the Context of the COVID-19 Pandemic.

- To explore this point further, the survey included a second question, also retrospective, which sought to determine, whether these difficulties could be explained by a lack of financial resources on the part of the youth surveyed and/or their families. In this respect, in 2020, 49% said that this was the case, while in 2021 this was at 43%. Therefore, lack of money was most frequently identified as the cause of the difficulty in accessing the supply of goods or food.



■ **Figure 26** ■  
**Share of respondents or their families who, in 2020, experienced periods in which they did not have enough money to buy basic goods and/or food, which they were able to afford before the pandemic**  
*(In percentages)*

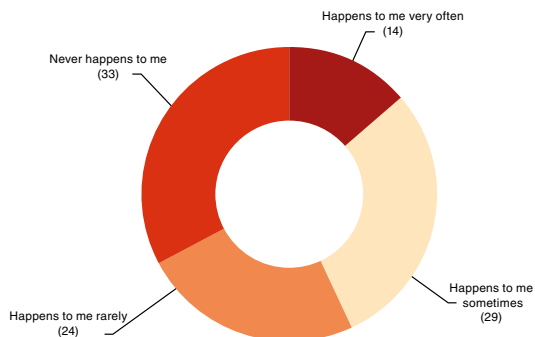
Thinking back over the past year, have there been periods during which you or your family have not had enough money to buy basic goods and/or food that you could afford before the pandemic?



Source: Prepared by the authors, based on the Second United Nations Survey on Youth in Latin America and the Caribbean in the Context of the COVID-19 Pandemic.

■ **Figure 27** ■  
**Share of respondents or their families who currently (2021) do not have enough money to buy basic goods and/or food, which they were able to afford before the pandemic**  
*(In percentages)*

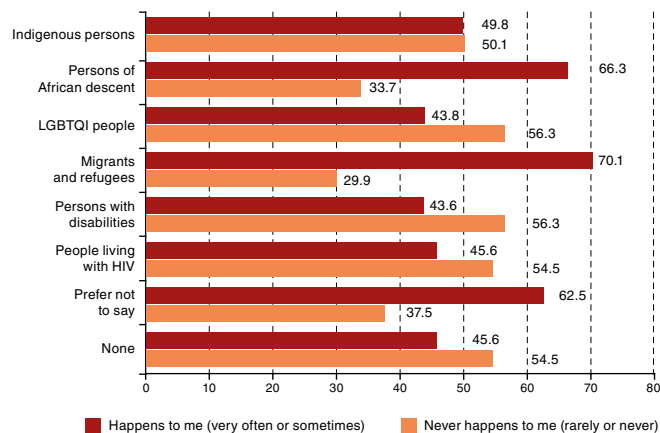
Currently, do you or your family does not have enough money to buy basic goods and/or food that you could afford before the pandemic?



Source: Prepared by the authors, based on the Second United Nations Survey on Youth in Latin America and the Caribbean in the Context of the COVID-19 Pandemic.

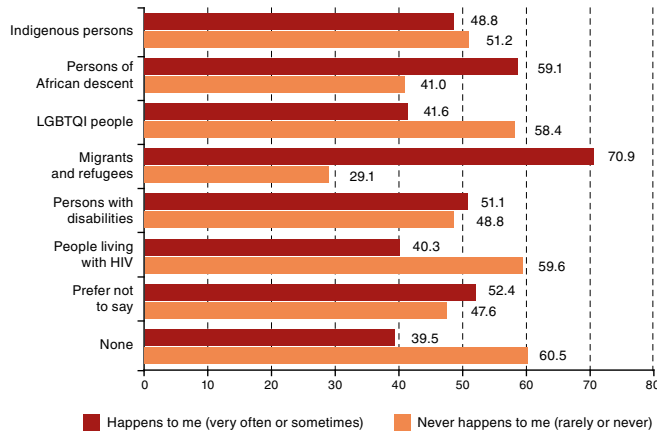
- With regards to the lack of money, it is interesting to observe the differences that affect traditionally more disadvantaged demographics. According to the results, young people most frequently affected by the lack of money were those who identified themselves as persons of African descent and those who identified as migrants. In the first case, 66% and 59% of respondents reported that the lack of money was or continued to be an obstacle to obtaining basic goods in 2020 and 2021, respectively. In the latter case, these figures reached 70% and 71%, respectively, for each year. In fact, for the latter case, this shows that the situation did not improve throughout 2020.

■ **Figure 28** ■  
**Share of respondents or their families who experienced periods in 2020 where they did not have enough money to buy basic goods and/or food, which they were able to afford before the pandemic by membership to specific groups**  
*(In percentages)*



Source: Prepared by the authors, based on the Second United Nations Survey on Youth in Latin America and the Caribbean in the Context of the COVID-19 Pandemic.

■ **Figure 29** ■  
**Share of respondents or their families who currently (2021) do not have enough money to buy basic goods and/or food, which they were able to afford before the pandemic by membership to specific groups**  
*(In percentages)*

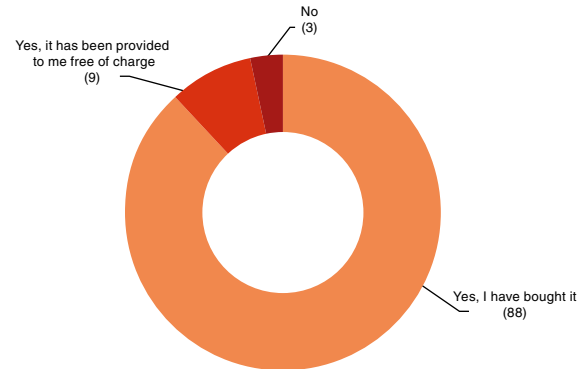


Source: Prepared by the authors, based on the Second United Nations Survey on Youth in Latin America and the Caribbean in the Context of the COVID-19 Pandemic.

- The vast majority of the youth surveyed, corresponding to around 97%, reported having access to protective equipment to prevent infections with COVID-19.

■ **Figure 30** ■  
**Access by the respondent or their family to protective equipment (masks, antibacterial gel, hand soap, gloves, etc.)**  
*(In percentages)*

**Have you or your family had access to protective equipment (masks, antibacterial gel, hand soap, gloves, etc.)?**

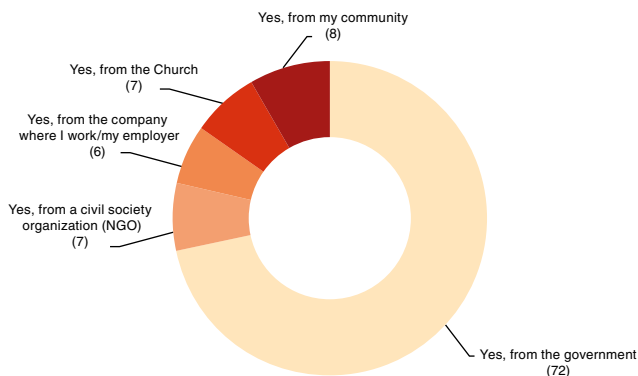


Source: Prepared by the authors, based on the Second United Nations Survey on Youth in Latin America and the Caribbean in the Context of the COVID-19 Pandemic.

- Regarding support (economic or in food) received during the pandemic, 45% of respondents indicated, they did not receive any support different from what they may have been receiving prior to the pandemic. Of those who did receive support, corresponding to 55% of young people, 72% of respondents indicated that this came from the government, while similar percentages (between 6% and 8%) indicated that they received support from an NGO, their employer, the church or their community.

■ **Figure 31** ■  
**Receipt of financial or food support by the respondent or their family during the pandemic (not received prior to the crisis)**  
*(In percentages)*

**During the pandemic, have you or your family received financial or food support that you did not receive before the beginning of this crisis?**

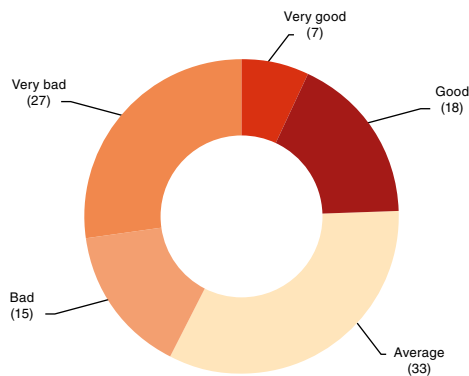


**Source:** Prepared by the authors, based on the Second United Nations Survey on Youth in Latin America and the Caribbean in the Context of the COVID-19 Pandemic.

- In terms of young people’s assessment of their government’s response to the COVID-19 crisis, a rather critical view can be observed. To explore this point further, a retrospective question was included in this edition of the survey to compare young people’s assessment of the government response during the first year of the pandemic with the response given during the second year. With virtually no variation between the assessment of last year’s and this year’s responses, 24% of young people considered that the government had been good or very good in facing the pandemic, while between 41% and 42% considered the government response to have been bad or very bad. Around 34% considered the government response to have been average.

■ **Figure 32** ■  
**Assessment of government response to the COVID-19 emergency in 2020**  
*(In percentages)*

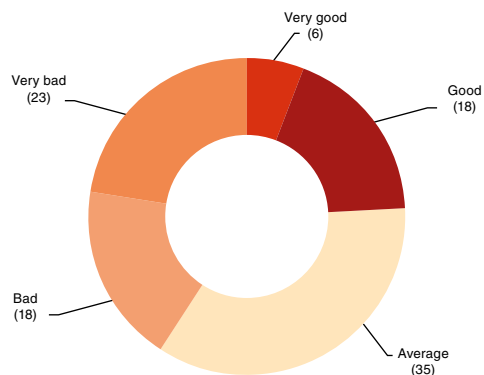
**How do you assess your government's response to the COVID-19 emergency in your country over the past year (2020)?**



**Source:** Prepared by the authors, based on the Second United Nations Survey on Youth in Latin America and the Caribbean in the Context of the COVID-19 Pandemic.

■ **Figure 33** ■  
**Assessment of current government response (2021) to the COVID-19 emergency**  
*(In percentages)*

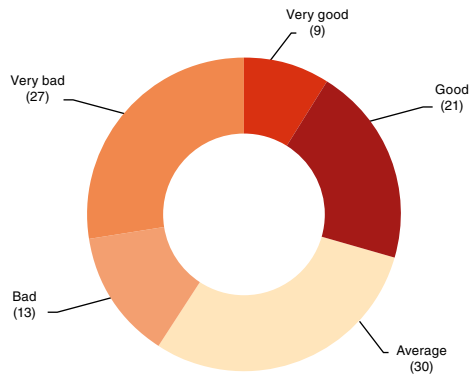
**How do you assess your government's current response to the COVID-19 emergency in your country?**



**Source:** Prepared by the authors, based on the Second United Nations Survey on Youth in Latin America and the Caribbean in the Context of the COVID-19 Pandemic.

- These numbers are only slightly different when looking at the subsample of young people who reported having received government assistance during the pandemic. In this case, 30% rated government actions as good or very good, 40% as bad or very bad and 30% as average. From this, we can conclude that their assessment of the government response is not related to whether they received direct help from the government.

■ **Figure 34** ■  
**Assessment of current government response (2021) to the COVID-19 emergency among those who received government assistance during the pandemic**  
*(In percentages)*



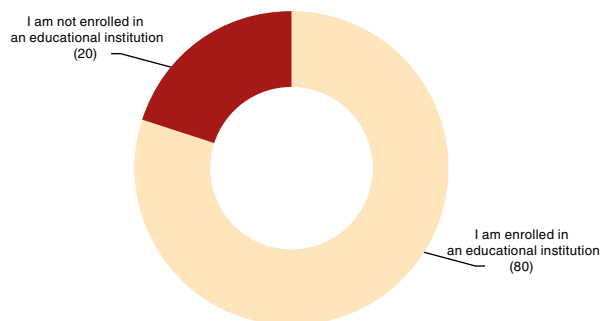
**Source:** Prepared by the authors, based on the Second United Nations Survey on Youth in Latin America and the Caribbean in the Context of the COVID-19 Pandemic.

## B. Education

- Eighty percent of young people who completed the survey indicated that they were currently enrolled in an educational institution.

■ **Figure 35** ■  
**Current educational situation (2021)**  
*(In percentages)*

What is your current educational situation?

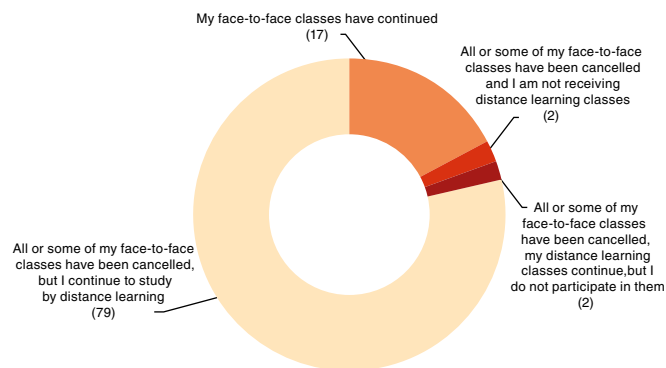


**Source:** Prepared by the authors, based on the Second United Nations Survey on Youth in Latin America and the Caribbean within the Context of the COVID-19 Pandemic.

- At the time of the survey, 79% of this group stated they were undertaking distance learning and only 17% reported attending onsite classes. Just 4% reported attending neither onsite classes nor distance learning.

■ **Figure 36** ■  
**State of education during pandemic of those enrolled in an educational institution**  
*(In percentages)*

Regarding your education, choose all the options that apply to your current situation.

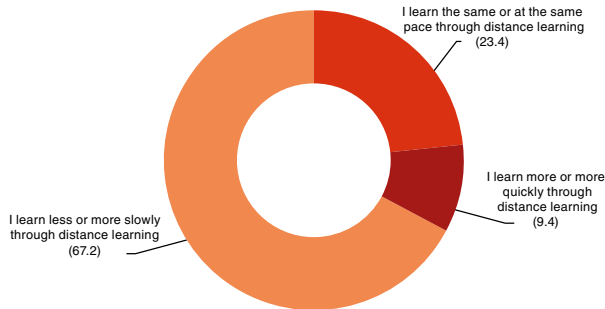


**Source:** Prepared by the authors, based on the Second United Nations Survey on Youth in Latin America and the Caribbean within the Context of the COVID-19 Pandemic.

**Note:** Multiple choice question.

- Those who reported they were distance learning were critical of this educational modality. Indeed, 67% indicated that they were learning less or slower under this modality, 23% indicated that they were learning the same or at the same pace as with face-to-face education and only 9% indicated that they were learning more or faster through distance learning.

■ **Figure 37** ■  
**Comparison between distance learning and face-to-face education among those who indicated they were engaging in distance learning**  
*(In percentages)*

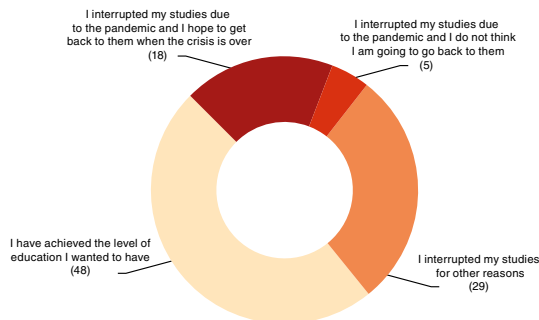


**Source:** Prepared by the authors, based on the Second United Nations Survey on Youth in Latin America and the Caribbean within the Context of the COVID-19 Pandemic.

- Among young people who indicated that they were not currently enrolled in an educational institution (20% of the total), a worrying 52% reported that this was because they interrupted their studies early despite not having achieved the level of education, they would have desired. Twenty-three percent said that the interruption was due to the pandemic and 29% said it was due to other reasons.

■ **Figure 38** ■  
**Reasons not to continue studying (among those who were not enrolled in an educational institution)**  
*(In percentages)*

**If you are not currently enrolled, what is the reason for this?**

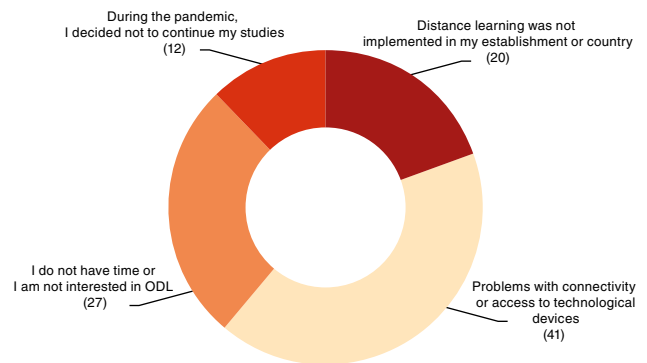


**Source:** Prepared by the authors, based on the Second United Nations Survey on Youth in Latin America and the Caribbean within the Context of the COVID-19 Pandemic.

- Among the young people who reported that their face-to-face classes had been suspended, but that they were not continuing with distance learning (4% of those who indicated that they were currently enrolled in an educational institution), the most frequently mentioned reason for these referenced difficulties in accessing the technological means to do so. This accounted for 41% of the responses. Lack of interest or time was cited by 27% of respondents, lack of distance learning alternatives by 20% and the decision to interrupt studies during the pandemic by 12%.

■ **Figure 39** ■  
**Reasons for not participating in distance learning education (among those who reported not to continue with distance learning)**  
*(In percentages)*

**Why do you not participate in distance learning classes?**

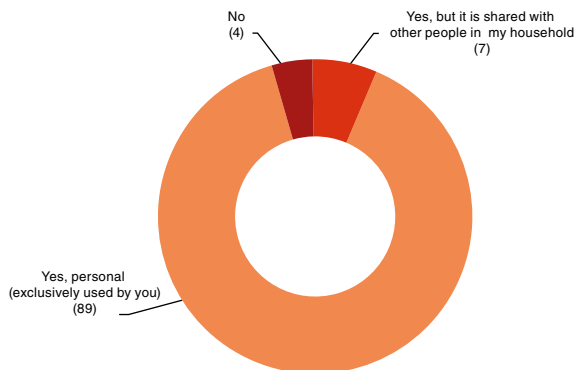


**Source:** Prepared by the authors, based on the Second United Nations Survey on Youth in Latin America and the Caribbean in the Context of the COVID-19 Pandemic.

- A more detailed analysis of young people's access to information technologies showed that most young people (89%) had access to a smartphone for personal use, while 7% shared it with other people in their household. Only 4% did not have access to one.

■ **Figure 40** ■  
**Access to a mobile phone or smartphone**  
*(In percentages)*

**Do you have a mobile phone (smartphone)?**

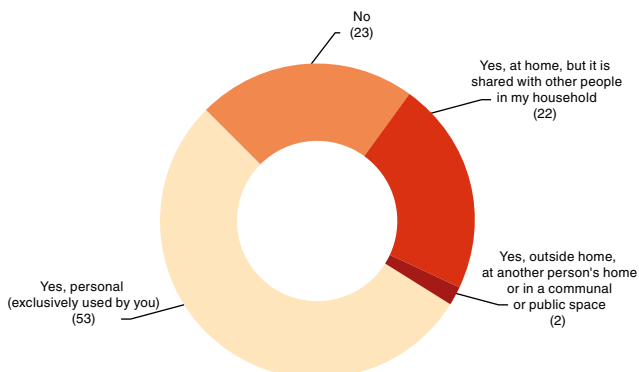


**Source:** Prepared by the authors, based on the Second United Nations Survey on Youth in Latin America and the Caribbean within the Context of the COVID-19 Pandemic.

- Access to a computer or a tablet was less widespread among the young people in the sample. In this case, only 53% had one for their exclusive use, 24% for shared use and 23% reported that they did not have access to one.

■ **Figure 41** ■  
**Access to tablet or computer**  
*(In percentages)*

**Do you have access to a tablet or computer?**

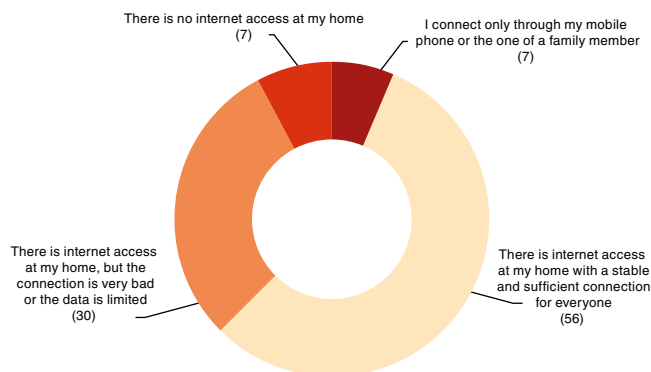


**Source:** Prepared by the authors, based on the Second United Nations Survey on Youth in Latin America and the Caribbean within the Context of the COVID-19 Pandemic.

- The greatest difficulties were related to the lack of a good internet connection. Thirty-seven percent of respondents reported having no access or a poor-quality connection. On the other hand, 56% reported having internet at home with a stable connection.

■ **Figure 42** ■  
**Respondents' access to the internet**  
*(In percentages)*

**In terms of your access to the internet, choose the option that applies to your current situation:**



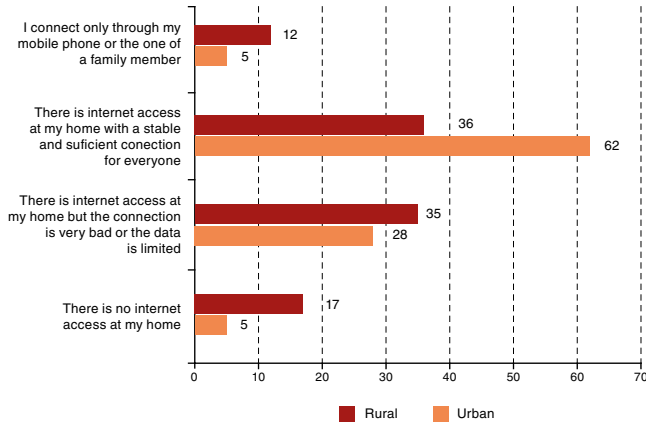
**Source:** Prepared by the authors, based on the Second United Nations Survey on Youth in Latin America and the Caribbean within the Context of the COVID-19 Pandemic.

- When analysing this phenomenon by area, young people in rural areas had considerably more limited access to information and communication technologies. Only 36% in rural areas reported having a stable connection at home, compared to 62% of young people in urban areas. In contrast, 52% in rural areas report having no access or only a poor connection compared to 33% of young people in urban areas.

■ Figure 43 ■

**Respondents' internet access by area of residence**

(In percentages)



**Source:** Prepared by the authors, based on the Second United Nations Survey on Youth in Latin America and the Caribbean within the Context of the COVID-19 Pandemic.

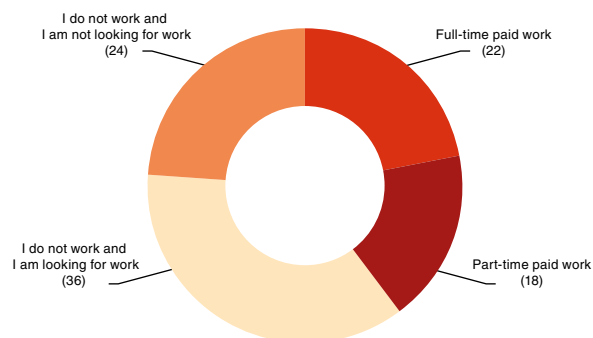


## C. Paid and unpaid work

- Regarding their participation in the labour market, 22% of the respondents said that they had a full-time paid job, 18% had a part-time paid job and 36% had no paid job but were looking for one. According to this, 76% of the young people in the sample were active in the labour market. Twenty-four percent say they did not have a job nor were they looking for one.

■ **Figure 44** ■  
**Current employment status of respondents**  
*(In percentages)*

Which is your current employment status?

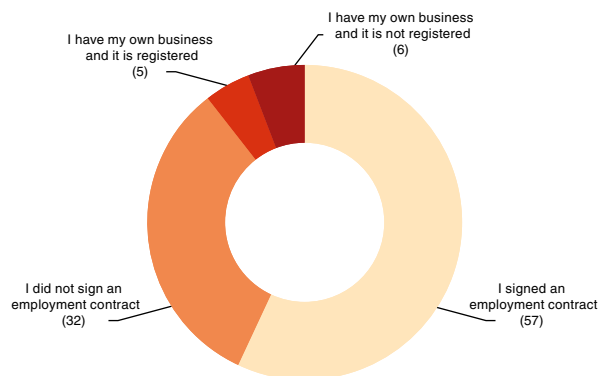


**Source:** Prepared by the authors, based on the Second United Nations Survey on Youth in Latin America and the Caribbean within the Context of the COVID-19 Pandemic.

- Regarding their contractual situation, 62% of those who indicated that they were working stated they were formally employed, be it because they had signed an employment contract or were the owner of a formal business. Thirty-eight percent reported to find themselves in a situation of informality.

■ **Figure 45** ■  
**Formality of employment of currently employed respondents**  
*(In percentages)*

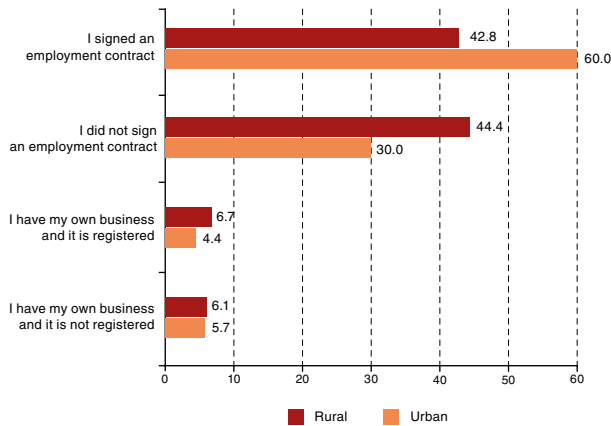
At your current job:



**Source:** Prepared by the authors, based on the Second United Nations Survey on Youth in Latin America and the Caribbean within the Context of the COVID-19 Pandemic.

- When analysing the data by area, a higher prevalence of informal work is observed among rural youth, reaching 50% compared to 36% among youth from urban areas. No significant differences by gender were observed.

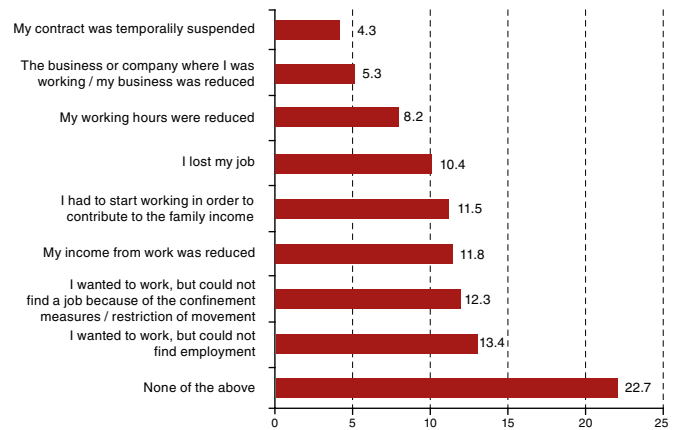
■ **Figure 46** ■  
**Formality of work status of respondents by area of residence**  
*(In percentages)*



**Source:** Prepared by the authors, based on the Second United Nations Survey on Youth in Latin America and the Caribbean in the Context of the COVID-19 Pandemic.

- In relation to the impact of the pandemic on the employment situation of young people, the results show that these were mixed. Of the total number of respondents, 23% did not identify any changes, 25% reported difficulties in finding a job during 2020, 20% reported reductions in income or working hours, and 19% lost their job or faced a suspension of contract. Twelve percent of respondents reported having to start working in order to provide an income for their household during the pandemic.

■ **Figure 47** ■  
**Changes in the employment status of the respondents during 2020**  
*(In percentages)*



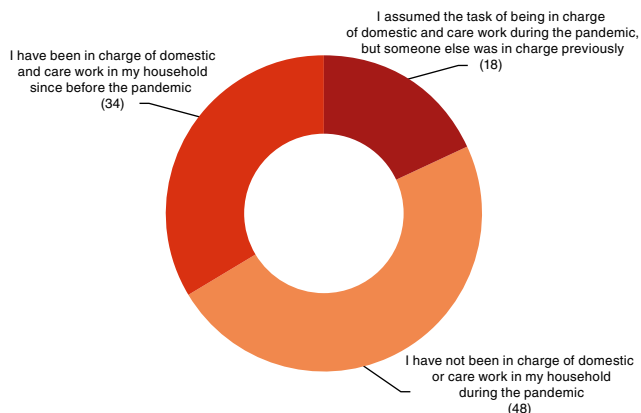
**Source:** Prepared by the authors, based on the Second United Nations Survey on Youth in Latin America and the Caribbean in the Context of the COVID-19 Pandemic.

**Note:** Multiple choice question.

- With respect to unpaid domestic or care work, the data indicated that approximately half of the young people (52%) have been responsible for this in their households during the pandemic.

■ **Figure 48** ■  
**Person in charge of unpaid domestic and care work in the household of the respondents during the pandemic**  
*(In percentages)*

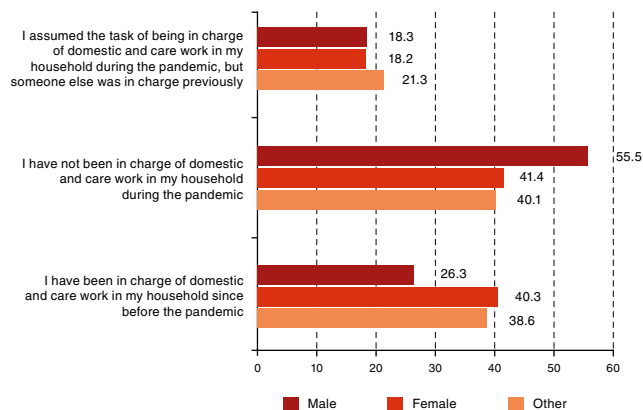
**Who has been the person in charge of unpaid domestic and care work (caring for a dependent person, e.g. children, elderly people, persons with disabilities) in your house during the pandemic?**



**Source:** Prepared by the authors, based on the Second United Nations Survey on Youth in Latin America and the Caribbean within the Context of the COVID-19 Pandemic.

- That said, when looking at the data disaggregated by gender, it stands out that this type of work was disproportionately assumed by women since before the pandemic. In fact, 40% of young women were responsible for domestic and care work before the onset of COVID-19, compared to 26% in the case of young men. While the gender gap remained largely unchanged during the pandemic period, in the context of the crisis, an additional 18% of young men and an additional 18% of young women had to take on these tasks to replace the person previously in charge.

■ **Figure 49** ■  
**Person in charge of unpaid domestic and care work in respondents' households during the pandemic by gender**  
*(In percentages)*

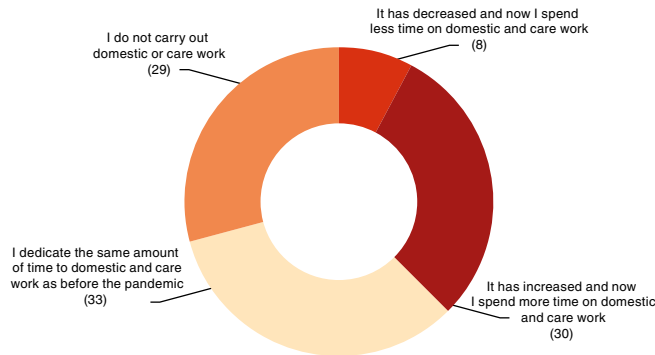


**Source:** Prepared by the authors, based on the Second United Nations Survey on Youth in Latin America and the Caribbean in the Context of the COVID-19 Pandemic.

- The number of hours spent on unpaid domestic and care work also increased during the pandemic period, regardless of whether the respondent was responsible for this kind of work. Additionally, while 33% reported spending the same amount of time on these tasks as before the pandemic, 30% reported spending more time. Only 8% spent less time on domestic and care work than before the pandemic.

■ **Figure 50** ■  
**Involvement in unpaid domestic and care work in the household during the pandemic**  
*(In percentages)*

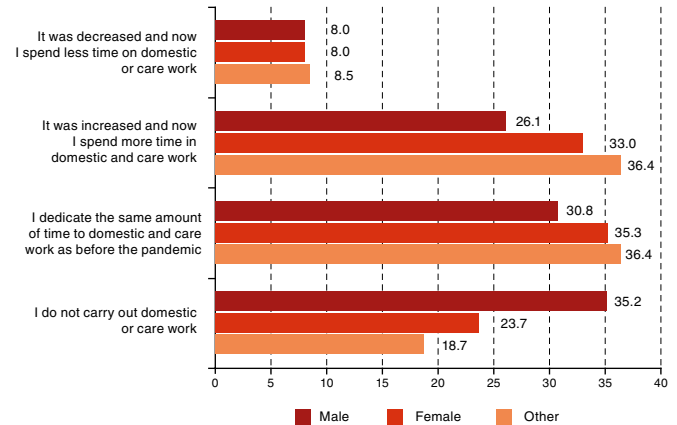
Regarding your involvement in unpaid domestic and care work in your household during the pandemic:



Source: Prepared by the authors, based on the Second United Nations Survey on Youth in Latin America and the Caribbean in the Context of the COVID-19 Pandemic.

- By gender, the data is similar to the trends previously described. To a greater extent, young women have increased the number of hours they spend on unpaid domestic and care work, irrespective of who is in charge of this in their households. This has been the case for 33% of young women and 26% of young men.

■ **Figure 51** ■  
**Participation in unpaid domestic and care work in the household during the pandemic by gender**  
*(In percentages)*

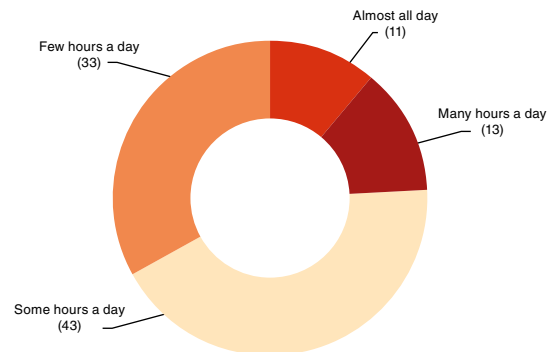


Source: Prepared by the authors, based on the Second United Nations Survey on Youth in Latin America and the Caribbean in the Context of the COVID-19 Pandemic.

- That said, in general terms, young people do not spend much time on these tasks. Only 24% reported spending many hours or almost all day on them, compared to 76% who spent only some or few hours a day on unpaid domestic and care work.

■ **Figure 52** ■  
**Share of the day spent on unpaid domestic and care work among those who reported undertaking this kind of work**  
*(In percentages)*

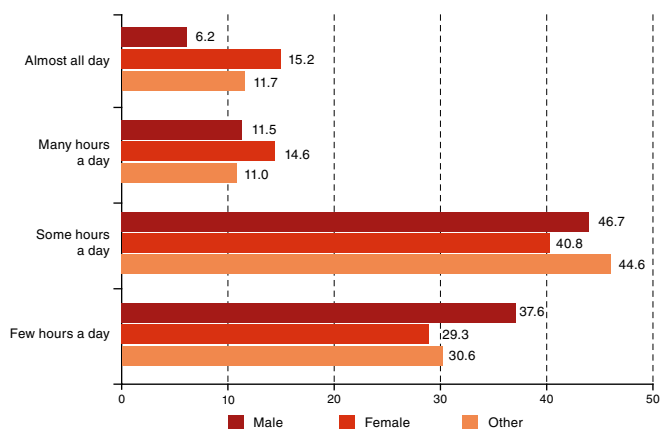
How much of your day do you spend on unpaid domestic and care work?



Source: Prepared by the authors, based on the Second United Nations Survey on Youth in Latin America and the Caribbean in the Context of the COVID-19 Pandemic.

- Disaggregated by gender, young women devote the most hours to this kind of work: 30% reported spending almost all day or many hours a day on unpaid domestic and care work, compared to 18% for young men. Conversely, while 83% of young men reported spending some or few hours a day on unpaid domestic and care work, the corresponding share for young women was 70%.

**Figure 53**  
**Share of the day spent on unpaid domestic and care work by gender among those who reported undertaking this kind of work**  
*(In percentages)*

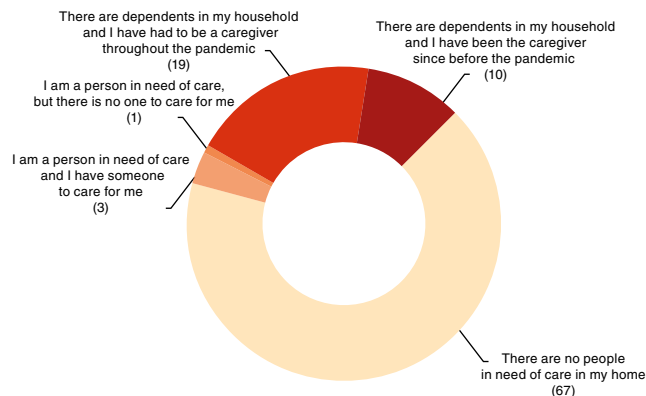


Source: Prepared by the authors, based on the Second United Nations Survey on Youth in Latin America and the Caribbean in the Context of the COVID-19 Pandemic.

- Lastly, regarding care of dependent persons, 29% of respondents were responsible for caring for dependents at home, while 67% of respondents did not have anyone in need of care at home. Three percent of respondents were dependents themselves and had someone to take care of them. One percent were dependents but had no one to care for them.

**Figure 54**  
**Situation of dependent persons in respondents' households**  
*(In percentages)*

Regarding dependent persons (in need of care) in your home...

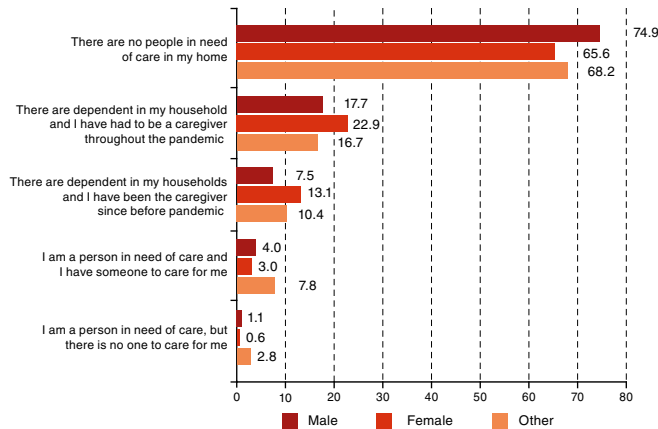


Source: Prepared by the authors, based on the Second United Nations Survey on Youth in Latin America and the Caribbean in the Context of the COVID-19 Pandemic.

Note: Multiple choice question.

- By gender, young persons of the female gender reported living in households with dependents more frequently than young persons of the male gender. Indeed, 75% of the latter reported that this was not the case for them, compared to 66% of the former. Moreover, 36% of young women's responses referenced their responsibility as caregivers of dependent persons. This was only the case for 26% of young men.

■ **Figure 55** ■  
**Situation of dependents in respondents' households by gender**  
*(In percentages)*

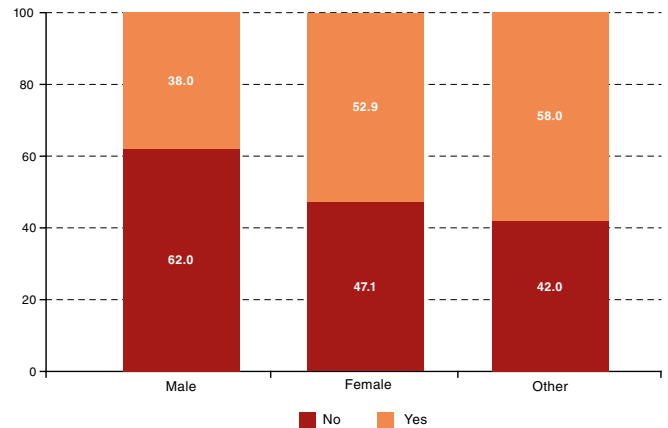


**Source:** Prepared by the authors, based on the Second United Nations Survey on Youth in Latin America and the Caribbean in the Context of the COVID-19 Pandemic.  
**Note:** Multiple choice question.

- Unsurprisingly, in light of the above, young persons of the female gender are more likely to feel the pandemic has affected them particularly due to their gender. Indeed, 53% of young persons of the female gender attested to experiencing these consequences themselves. Only 38% of young persons of the male gender described their situation in this way. Young people who identified as a gender other than female or male felt the most affected, with 58% of affirmative responses.

■ **Figure 56** ■  
**Perception of disproportionate impact of COVID-19 and confinement measures by gender of respondent**  
*(In percentages)*

**Do you think that the consequences of COVID-19 and confinement affect you in a particular way due to your gender?**



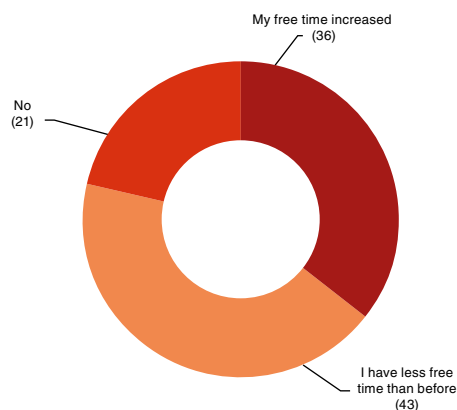
**Source:** Prepared by the authors, based on the Second United Nations Survey on Youth in Latin America and the Caribbean in the Context of the COVID-19 Pandemic.

## D. Use of time and consumer practices

- Beyond the time spent on paid or unpaid work, the pandemic has drastically changed daily routines, including the use of time among youth. Forty-three percent reported they now have less free time than before, 36% stated they have more and only 21% claimed their free time had been unaffected by the pandemic. It is interesting to note that in the first survey, the number of young people who perceived their free time had increased was much higher, corresponding to 66% of the sample, almost double the percentage of young people who reported this was the case during the second survey. Keeping in mind that the data is not comparable, the difference between the two measurements could be taken to show that, as the pandemic progressed over time, young people adopted new routines that included activities that initially may have been suspended due to restrictions of movement. As a result, the free time they initially reported having gained may have been reduced.
- The percentage of youth reporting an increase in their free time was similar among young men and women. Nevertheless, 47% of female respondents reported having less free time, compared to 40% of male respondents. Conversely, 18% of the former reported their free time had not changed, compared to 25% of the latter.

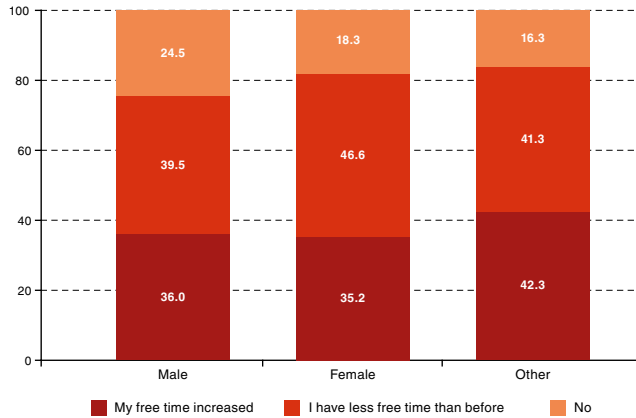
■ **Figure 57** ■  
**Changes in the amount of free time since the beginning of the pandemic**  
*(In percentages)*

**Has the amount of free time you have changed since the beginning of the COVID-19 pandemic?**



**Source:** Prepared by the authors, based on the Second United Nations Survey on Youth in Latin America and the Caribbean in the Context of the COVID-19 Pandemic.

■ **Figure 58** ■  
**Changes in the amount of free time since the beginning of the pandemic by gender**  
*(In percentages)*



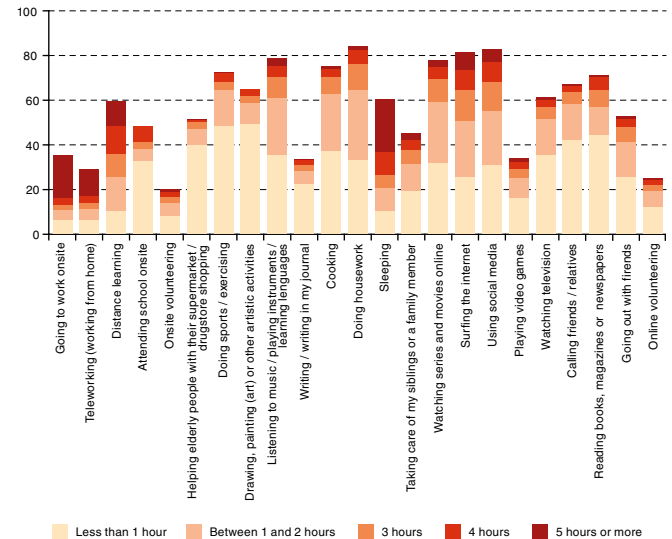
Source: Prepared by the authors, based on the Second United Nations Survey on Youth in Latin America and the Caribbean in the Context of the COVID-19 Pandemic.

- Regarding young people's use of their time, the next figure provides two types of information. The height of the bar indicates how common it is for young people to carry out the indicated activity and the distribution of colours in each bar shows the intensity of the activity in terms of the number of hours that youth devoted to it. The activities most frequently mentioned by young people when describing the use of their time are using social media, surfing the internet, doing domestic work, listening to music, and watching series and movies online. Conversely, the activities that young people least frequently engaged in were onsite volunteering, online volunteering, teleworking, journal writing and playing video games. In general terms, this speaks to the prevalence of private activities over public ones.
- Concerning the intensity with which each of these activities was carried out, young people devoted the most time (5 hours or more) to sleeping (24%), going to work (20%), teleworking (12%), distance learning (11%), surfing the internet (8%) and using social media (6%). Conversely, young people spent less than one hour a day drawing, painting and doing other artistic activities (49%); doing sports and exercising (48%); reading books, magazines or

newspapers (44%); calling friends or relatives (42%) and helping elderly people (40%). As expected, activities that involved a commitment to a fixed timetable, such as work or studies, demanded the most hours per day. However, it is a matter of concern that leisure activities with benefits to physical, mental or social health, such as physical exercising, artistic and solidarity-related activities, took up the least amount of young people's time.

■ **Figure 59** ■  
**Approximate time spent on each of the following activities**  
*(In percentages)*

What is the approximate amount of time you spend on the following activities each day?



Source: Prepared by the authors, based on the Second United Nations Survey on Youth in Latin America and the Caribbean in the Context of the COVID-19 Pandemic.

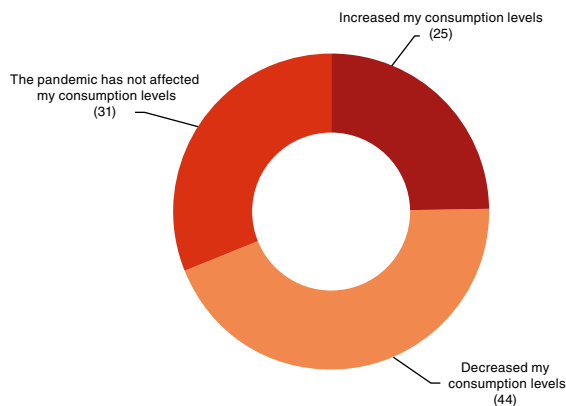
- In terms of how the pandemic affected young people's consumer practices, 44% reported that their consumption habits decreased during the period, compared to 25% who said these increased. Accordingly, 69% of youth reported experiencing changes in this area as a result of the pandemic. The increase could be explained, at least in part, by the diversification of online consumption options, while the decrease could be reflecting a reduction of the financial means of households due to the pandemic. Although there



were no significant differences by gender, when observing this phenomenon by age group, it can be concluded that the consumption patterns of young people aged 25 to 29 were most affected by the pandemic. Indeed, they were the demographic in which consumption increased the most (27% reported a rise), but also the group in which it decreased the most (50%). Among youth aged 15 to 19, on the other hand, the impact has been less significant: 44% report the pandemic has not affected their consumption patterns

■ **Figure 60** ■  
**Changes in consumption levels during the pandemic**  
*(In percentages)*

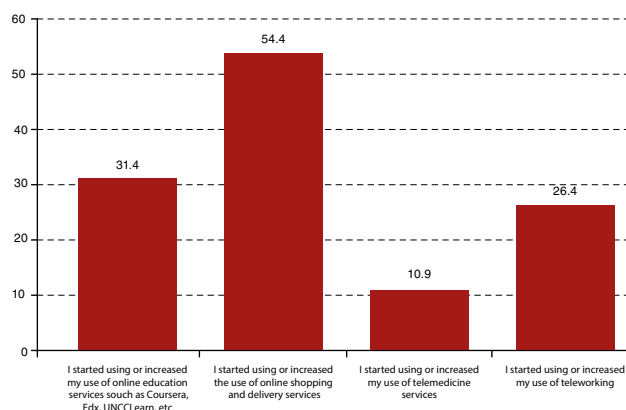
**How has the pandemic affected your consumption levels (purchasing of goods or services)?**



**Source:** Prepared by the authors, based on the Second United Nations Survey on Youth in Latin America and the Caribbean in the Context of the COVID-19 Pandemic.

- Finally, the pandemic also affected the type of goods or the way they were consumed. Among the young people surveyed, this is expressed in an increase in the use of online education platforms, online shopping and, to a lesser extent, telemedicine, and teleworking.

■ **Figure 61** ■  
**Adoption of online consumer practices as a result of the pandemic**  
*(In percentages)*

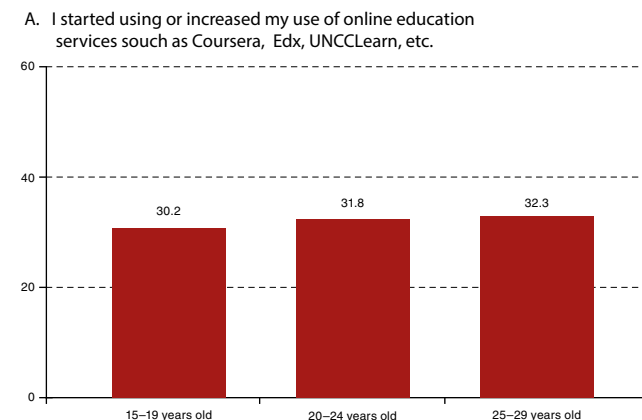


**Source:** Prepared by the authors, based on the Second United Nations Survey on Youth in Latin America and the Caribbean in the Context of the COVID-19 Pandemic.

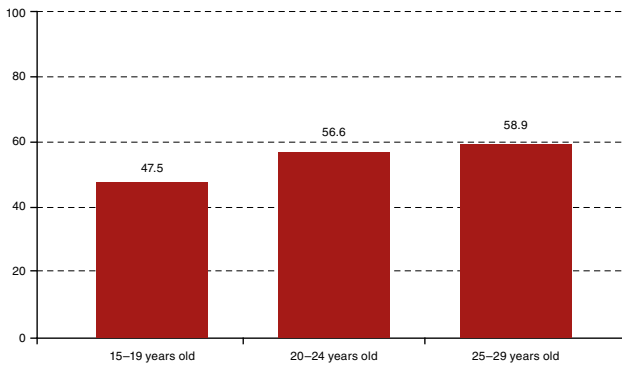
**Note:** Multiple choice question.

- Disaggregated by age, it can be seen that these changes mainly affected 25- to 29-year-olds.

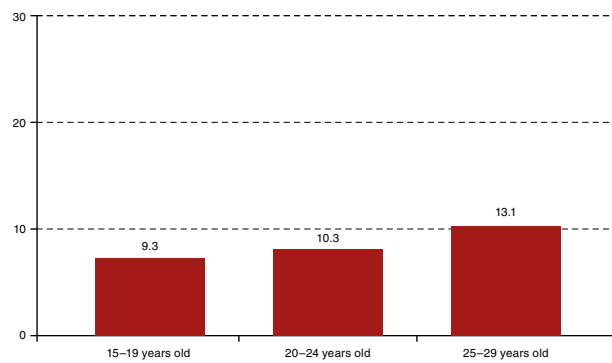
■ **Figure 62** ■  
**Adoption of online consumer practices as a result of the pandemic by age group**  
*(In percentages)*



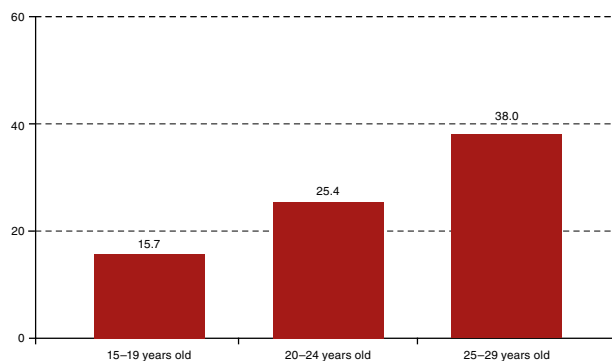
B. I started using or increased the use of online shopping and delivery services



C. I started using or increased my use of telemedicine services



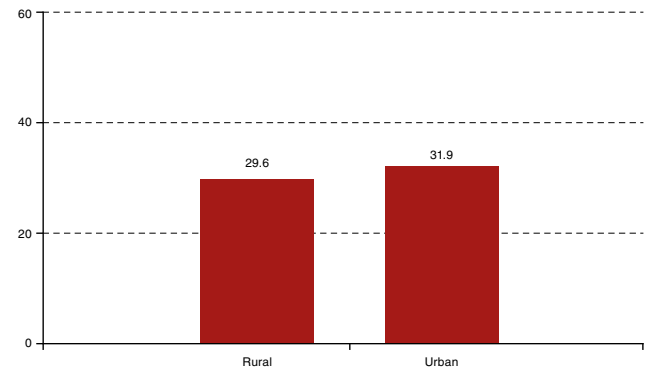
D. I started using or increased my use of teleworking



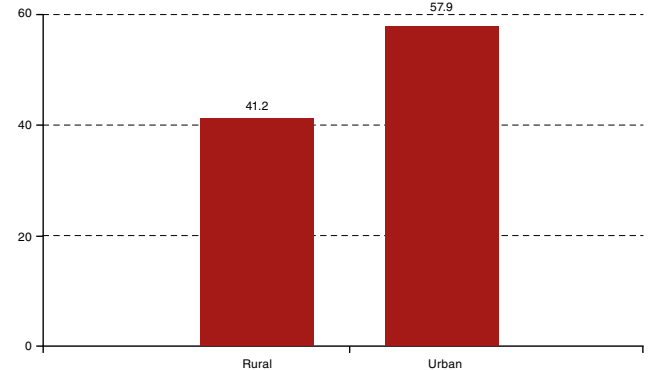
- By area, this phenomenon was slightly more pronounced in urban areas, particularly in terms of online shopping and, to a lesser extent, teleworking. There were no significant differences by gender.

■ **Figure 63** ■  
**Adoption of online consumer practices by sector and area of residence**  
*(In percentages)*

A. I started using or increased my use of online education services such as Coursera, Edx, UNCCLearn, etc.

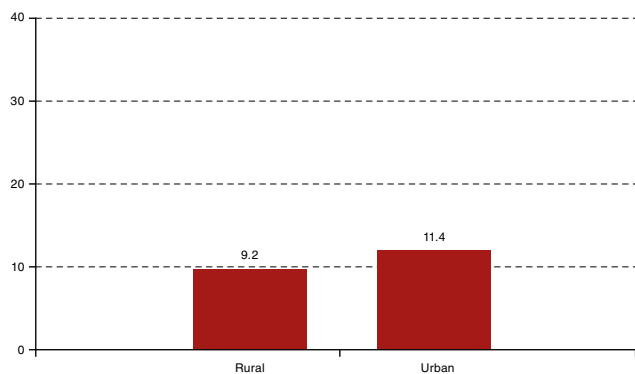


B. I started using or increased the use of online shopping and delivery services

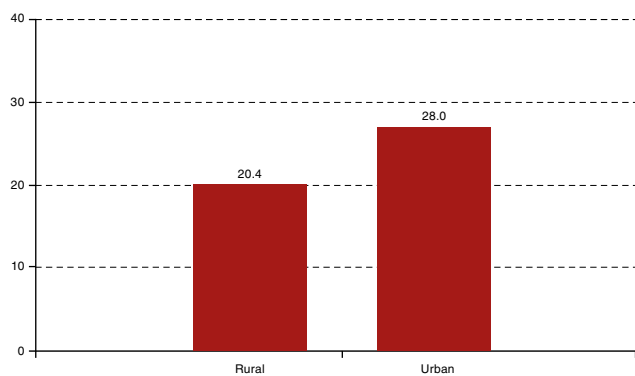


Source: Prepared by the authors, based on the Second United Nations Survey on Youth in Latin America and the Caribbean in the Context of the COVID-19 Pandemic.

C. I started using or increased my use of telemedicine services



D. I started using or increased my use of teleworking



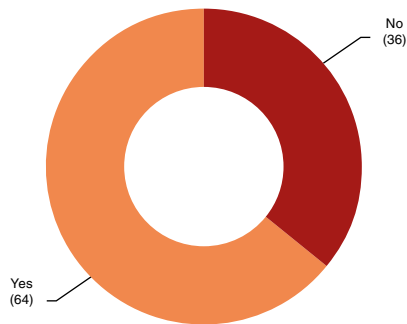
**Source:** Prepared by the authors, based on the Second United Nations Survey on Youth in Latin America and the Caribbean in the Context of the COVID-19 Pandemic.

## E. Health

- The first survey already demonstrated the alarming effects of the pandemic on young people's health. In this second edition, the survey sought to explore these results in greater depth.
- Regarding physical health, 64% of youth indicated that this had been affected for them by the pandemic. Even more alarming are the results for mental health, where 72% reported that the pandemic had affected them.

■ **Figure 64** ■  
**Perception of the impact of the pandemic on physical health**  
*(In percentages)*

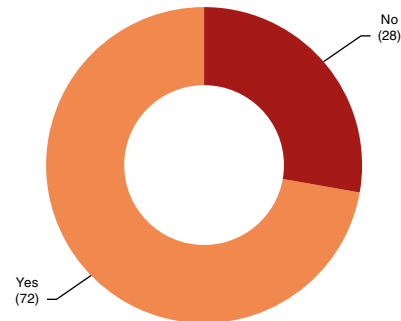
**Do you feel the pandemic has affected your physical health?**



**Source:** Prepared by the authors, based on the Second United Nations Survey on Youth in Latin America and the Caribbean in the Context of the COVID-19 Pandemic.

■ **Figure 65** ■  
**Perception of the impact of the pandemic on mental health**  
*(In percentages)*

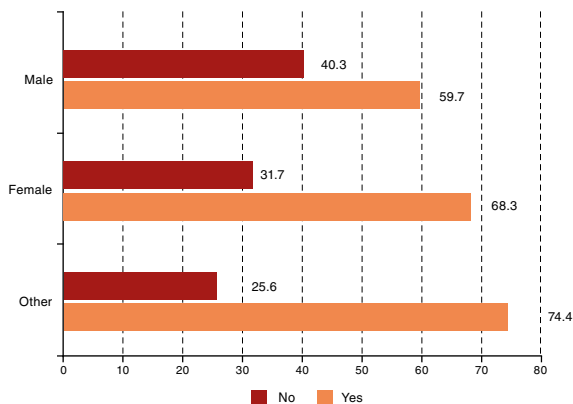
**Do you feel the pandemic has affected your mental health?**



**Source:** Prepared by the authors, based on the Second United Nations Survey on Youth in Latin America and the Caribbean in the Context of the COVID-19 Pandemic.

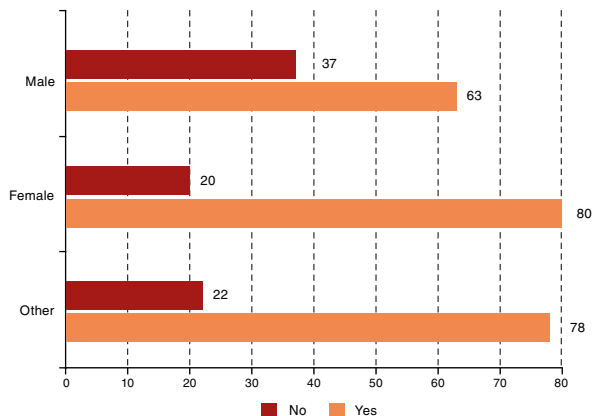
- By gender, in terms of physical health, young people identifying as a gender other than male or female have been the most affected (74%). Among young respondents of the female and male genders, this proportion reached 68% and 60%, respectively. When it comes to mental health, young persons of the female gender reported the largest impact (80%). The numbers reached 78% for youth of other genders and 63% for young persons of the male gender, a considerably lower proportion.

■ **Figure 66** ■  
**Perception of the impact of the pandemic on physical health by gender**  
*(In percentages)*



Source: Prepared by the authors, based on the Second United Nations Survey on Youth in Latin America and the Caribbean in the Context of the COVID-19 Pandemic.

■ **Figure 67** ■  
**Perception of the impact of the pandemic on mental health by gender**  
*(In percentages)*

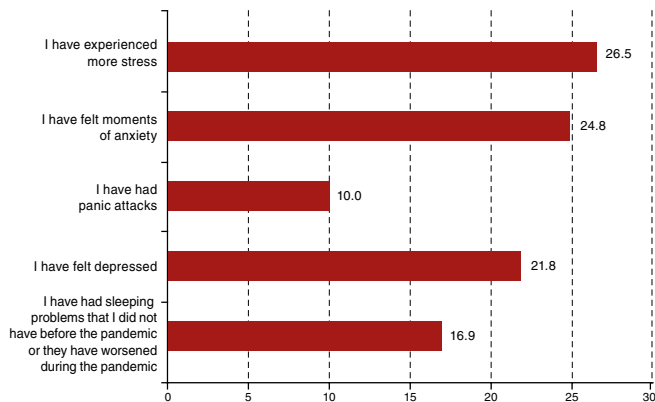


Source: Prepared by the authors, based on the Second United Nations Survey on Youth in Latin America and the Caribbean in the Context of the COVID-19 Pandemic.

- With respect to the main mental health issues that emerged during the pandemic, Figure 68 shows that stress was the most predominant symptom, with 26% of the mentions.

After stress, anxiety constituted 25%; depression 22% and sleeping problems 17%. Finally, panic attacks accounted for 10% of the mentions.

■ **Figure 68** ■  
**Mental health symptoms**  
*(In percentages)*

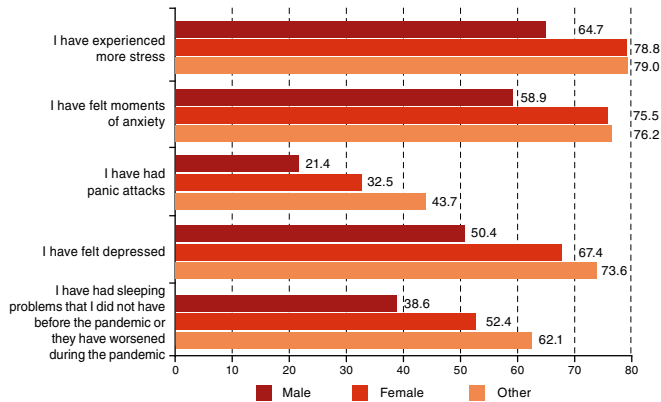


Source: Prepared by the authors, based on the Second United Nations Survey on Youth in Latin America and the Caribbean in the Context of the COVID-19 Pandemic.

Note: Multiple choice question.

- When disaggregating the data by gender, it can be observed that all symptoms associated with mental health were most prevalent among youth reporting other genders, followed by youth of the female gender and, to a significantly lesser extent, youth of the male gender.

**Figure 69**  
**Prevalence of mental health symptoms by gender**  
*(In percentages)*



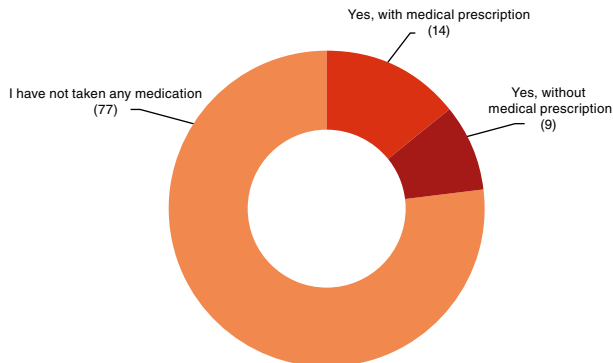
**Source:** Prepared by the authors, based on the Second United Nations Survey on Youth in Latin America and the Caribbean in the Context of the COVID-19 Pandemic.

**Note:** Multiple choice question.

- Twenty-three percent of youth reported having taken medication to alleviate the symptoms described above, 14% with a prescription and 9% without.

**Figure 70**  
**Use of medication to treat mental health symptoms**  
*(In percentages)*

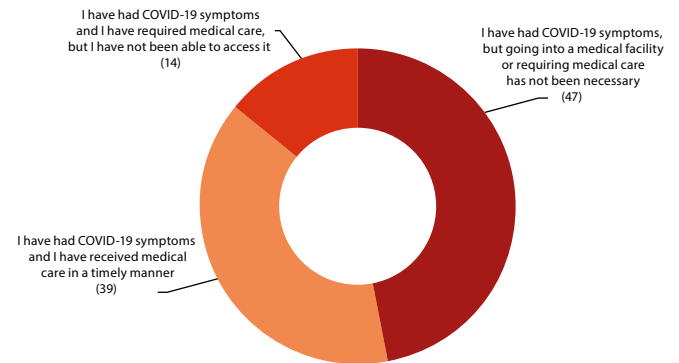
**Have you taken any medication to alleviate the situations referred to in the previous question?**



**Source:** Prepared by the authors, based on the Second United Nations Survey on Youth in Latin America and the Caribbean in the Context of the COVID-19 Pandemic.

- Thirty-eight percent of young people in the sample reported having experienced COVID-19 symptoms in the last year. Within this group, 47% did not require medical care. Among respondents who needed medical care, 39% received care in a timely manner and 14% were unable to access health services at all.

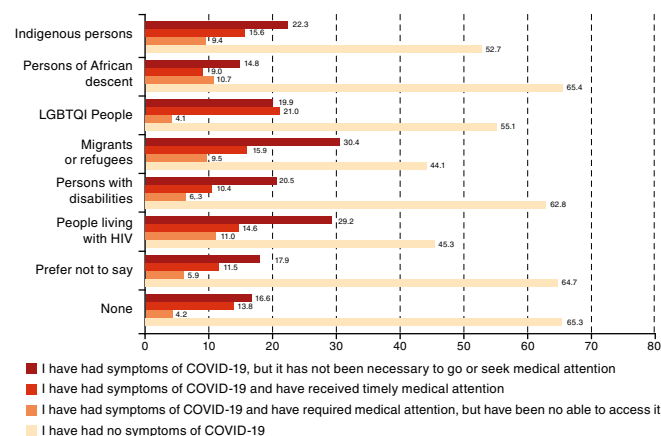
**Figure 71**  
**Access to medical care among those who experienced COVID-19 symptoms**  
*(In percentages)*



**Source:** Prepared by the authors, based on the Second United Nations Survey on Youth in Latin America and the Caribbean in the Context of the COVID-19 Pandemic.

- Disaggregating this information by population groups shows unequal prevalence of the disease and different levels of access to healthcare services. For respondents from all traditionally excluded population groups, especially among migrants and refugees (56%), young people living with HIV (55%), indigenous youth (47%), and LGBTQI youth (45%), the prevalence of COVID-19 symptoms is considerably higher than among young people who report not belonging to any group (35%).
- The percentage of respondents unable to access necessary healthcare was also higher among every traditionally excluded group except LGBTQI youth, reaching 11% for young people living with HIV and persons of African descent, 10% for refugees and migrants, 9% for indigenous youth and 6% for young persons with disabilities. The respective proportion among those who did not report belonging to any group was 4%.

**Figure 72**  
**Access to healthcare among those with COVID-19 symptoms by traditionally excluded group**  
*(In percent)*

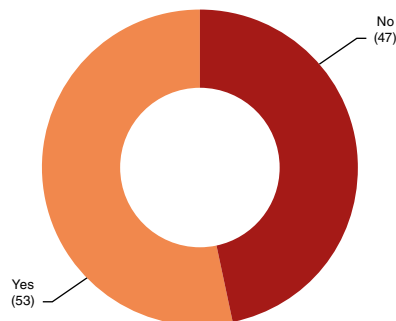


Source: Prepared by the authors, based on the Second United Nations Survey on Youth in Latin America and the Caribbean in the Context of the COVID-19 Pandemic.

Just over half of young people (53%) reported they experienced changes in their access to health services during the pandemic. These changes corresponded mainly to the interruption of routine care and procedures such as annual gynaecological check-ups and examinations, check-ups during pregnancy, well-baby check-ups and vaccinations for babies and children, as well as psychological attention, among others. Seventy-six percent of the mentions corresponded to interruptions of routine check-ups and procedures: 12% referred to interrupted access to contraceptives, 7% to treatments for chronic diseases and 5% to hormone replacement therapies. With regards to the reasons stated, 43% of the mentions referred to the impossibility or deliberate decision not to seek healthcare in the context of the pandemic. Twenty-eight percent referenced the fact that the required care was not being offered by health centres. These numbers do not show significant variations by area of residence.

**Figure 73**  
**Young people who have experienced changes in access to healthcare**  
*(In percentages)*

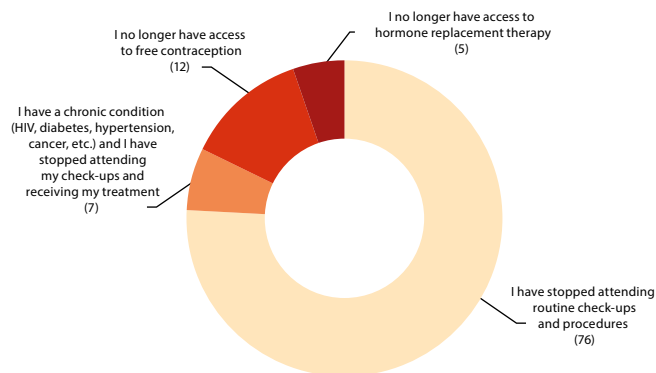
During the pandemic, have you experienced changes in your access to health services?



Source: Prepared by the authors, based on the Second United Nations Survey on Youth in Latin America and the Caribbean in the Context of the COVID-19 Pandemic.

**Figure 74**  
**Type of changes experienced in access to health services during the pandemic among those who answered yes to the above question**  
*(In percentages)*

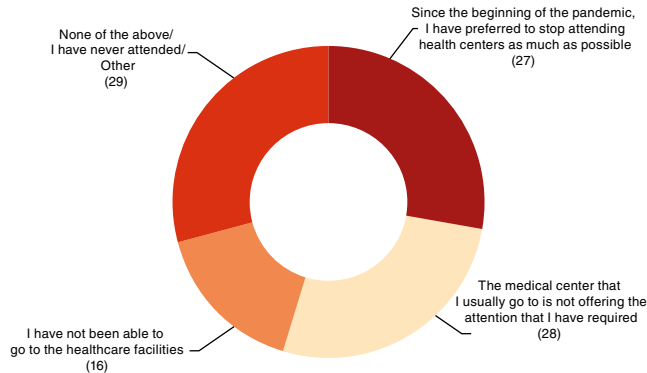
Regarding your access to health services, select all the options that correspond to your situation during the pandemic



Source: Prepared by the authors, based on the Second United Nations Survey on Youth in Latin America and the Caribbean in the Context of the COVID-19 Pandemic.

Note: Multiple choice question.

■ **Figure 75** ■  
**Reasons for the changes in access to the above-mentioned health services among those who reported experiencing these during the pandemic**  
*(In percentages)*

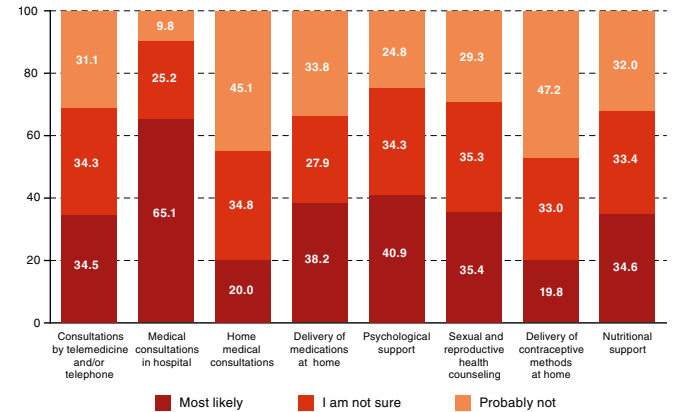


**Source:** Prepared by the authors, based on the Second United Nations Survey on Youth in Latin America and the Caribbean in the Context of the COVID-19 Pandemic.  
**Note:** Multiple choice question.

- The survey included a number of questions aimed at measuring young people's level of confidence in access to a range of healthcare services. Apart from medical consultations at home and home delivery of contraceptives, where the majority of young people believed that they would probably not receive these if required, the distribution for other health services saw approximately one third of young people believing that they would very probably receive the required service, one third who were not sure and one third who believed that they would not. Access to face-to-face medical consultations stands out here, with a large majority (65.1%) believing that they would be able to access these if required

■ **Figure 76** ■  
**Probability of obtaining healthcare services if needed**  
*(In percentages)*

**If you required any of the following healthcare services, how likely do you think you would be to obtain them?**



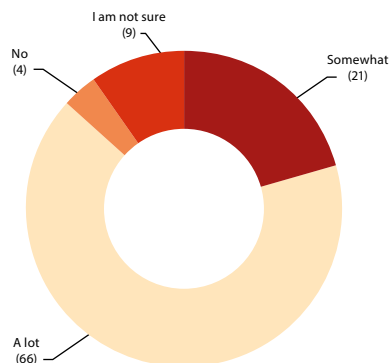
**Source:** Prepared by the authors, based on the Second United Nations Survey on Youth in Latin America and the Caribbean in the Context of the COVID-19 Pandemic.

- Young people showed confidence in vaccines and expressed a willingness to be vaccinated. Eighty-seven percent of the youth surveyed believed, that by getting the vaccine they would protect themselves and their community against the virus. Only 4% thought that the vaccines were not safe. This trend is reaffirmed by the fact that 70% of the young people who responded to the survey, were already vaccinated with one or two doses at the time of answering the questionnaire and that only 5% said they refused to get vaccinated. Eighty-three percent of those who had not yet been vaccinated, either because it was not their turn or the vaccine was not yet available in their community, said that they would get vaccinated once they have the opportunity to do so.



■ **Figure 77** ■  
**Confidence in COVID-19 vaccines as protection against disease**  
*(In percentages)*

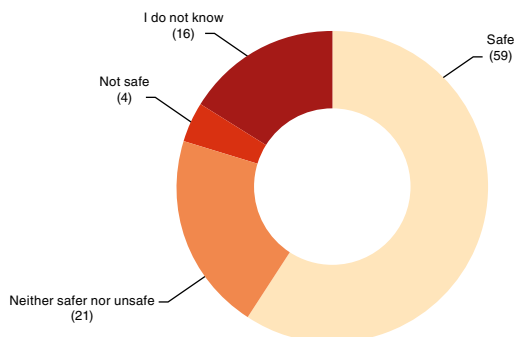
**Do you think that getting the COVID-19 vaccine protects you and others in your community ?**



**Source:** Prepared by the authors, based on the Second United Nations Survey on Youth in Latin America and the Caribbean in the Context of the COVID-19 Pandemic.

■ **Figure 78** ■  
**Perception of the safety of COVID-19 vaccines**  
*(In percentages)*

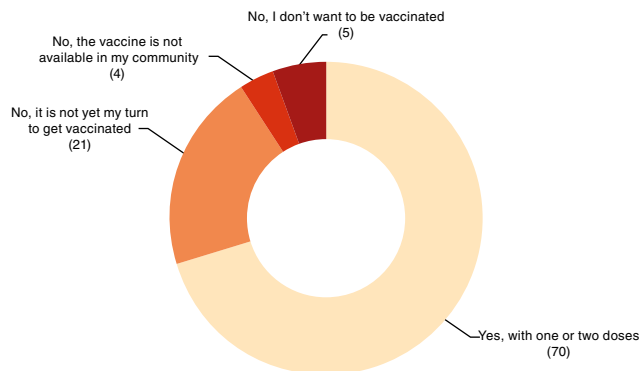
**How safe do you think COVID-19 vaccines are?**



**Source:** Prepared by the authors, based on the Second United Nations Survey on Youth in Latin America and the Caribbean in the Context of the COVID-19 Pandemic.

■ **Figure 79** ■  
**Respondents who are vaccinated against COVID-19**  
*(In percentages)*

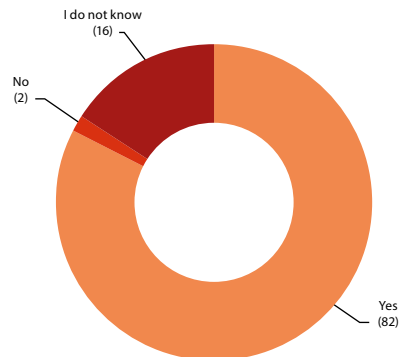
**Are you vaccinated against COVID-19?**



**Source:** Prepared by the authors, based on the Second United Nations Survey on Youth in Latin America and the Caribbean in the Context of the COVID-19 Pandemic.

■ **Figure 80** ■  
**Willingness to be vaccinated when the vaccine becomes available**  
*(In percentages)*

**When it is your turn to be vaccinated and the vaccine is available, will you agree to be vaccinated?**

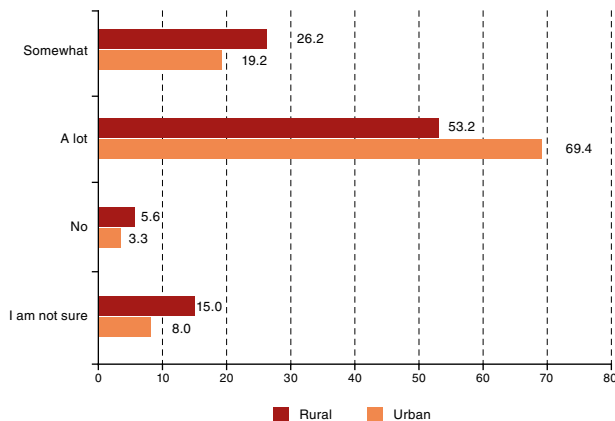


**Source:** Prepared by the authors, based on the Second United Nations Survey on Youth in Latin America and the Caribbean in the Context of the COVID-19 Pandemic.

- Analysing this data by area, it is striking that young people in rural areas did not show greater resistance to the vaccine. Nevertheless, they did show greater unawareness and distrust towards vaccines than young people in urban areas. For example, when asked whether the vaccine protects them and their communities, 15% of young people in rural areas said they are not sure, compared to 8% of young people in urban areas. When asked how safe the COVID-19 vaccines are, 24% of rural youth said they do not know, compared to 14% of urban youth.
- Moreover, there is an objective lag in the vaccination process in rural areas compared to urban areas: compared to 74% of urban young people, only 58% of rural young people have been vaccinated. Although refusal to vaccinate among rural youth is higher than among urban youth (9% compared to 4%), the levels of vaccination remained low. In fact, 80% of rural youth who had not been vaccinated yet, said they would do so when the vaccine becomes available to them.

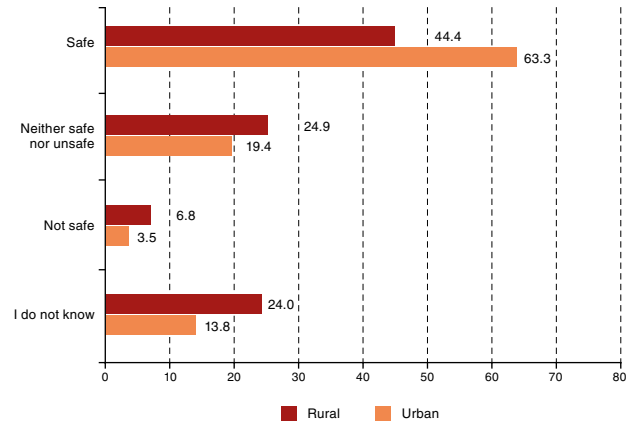
**Figure 81**  
**Confidence in COVID-19 vaccine as protecting against the disease by area of residence**  
*(In percentages)*

Do you think that getting the COVID-19 vaccine protects you and others in your community?



Source: Prepared by the authors, based on the Second United Nations Survey on Youth in Latin America and the Caribbean in the Context of the COVID-19 Pandemic.

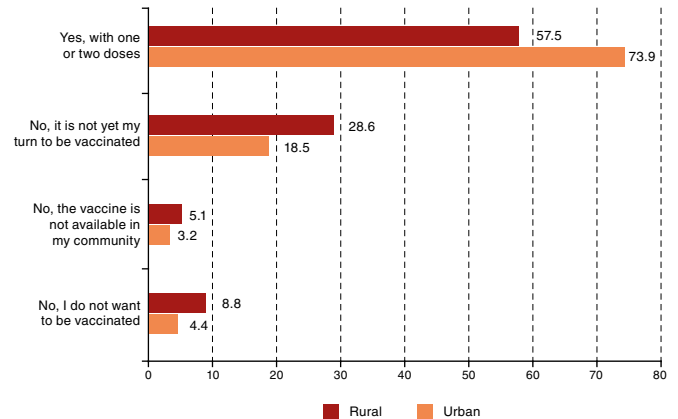
**Figure 82**  
**Perception of the safety of the COVID-19 vaccines by area of residence**  
*(In percentages)*



Source: Prepared by the authors, based on the Second United Nations Survey on Youth in Latin America and the Caribbean in the Context of the COVID-19 Pandemic.

**Figure 83**  
**COVID-19 vaccination status by area of residence**  
*(In percentages)*

Are you vaccinated against COVID-19?



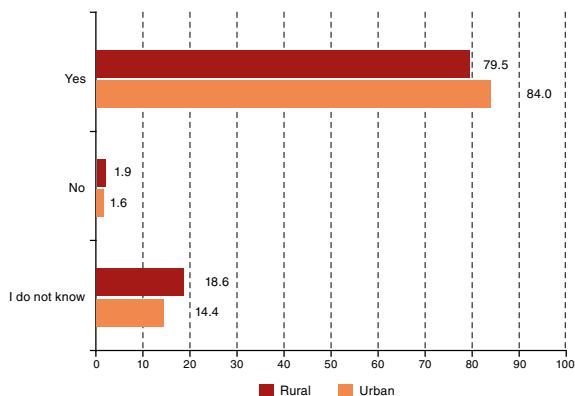
Source: Prepared by the authors, based on the Second United Nations Survey on Youth in Latin America and the Caribbean in the Context of the COVID-19 Pandemic.

■ Figure 84 ■

### Willingness to vaccinate when vaccine is available by area of residence

(In percentages)

When it is your turn to be vaccinated and the vaccine is available, will you agree to be vaccinated?



Source: Prepared by the authors, based on the Second United Nations Survey on Youth in Latin America and the Caribbean in the Context of the COVID-19 Pandemic.

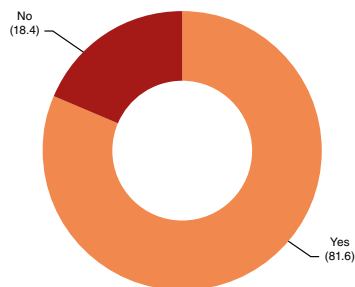
- Finally, regarding changes in access to healthcare services during the pandemic, 82% of young people living with HIV reported having access to antiretroviral therapy for at least three months at the time of the survey.

■ Figure 85 ■

### Access to antiretroviral therapy for at least three months among young people living with HIV

(In percentages)

Do you have access to antiretroviral treatment for at least three months?



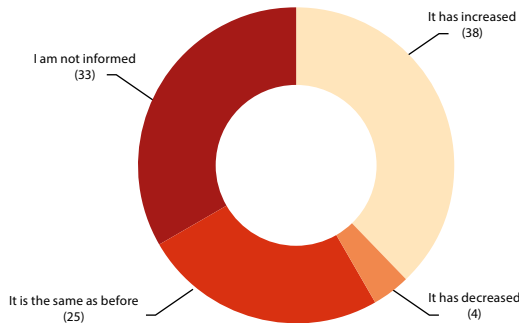
Source: Prepared by the authors, based on the Second United Nations Survey on Youth in Latin America and the Caribbean in the Context of the COVID-19 Pandemic.

## F. Community, citizen participation and governance

- In general, young people perceived a deterioration in community relations in their environment since the beginning of the pandemic. On the one hand, they noted that situations of gender-based discrimination and violence have increased. This was perceived by 38% of young people, compared to 4% of respondents, who thought that this had decreased.

■ **Figure 86** ■  
**Perception of increase in incidences of gender-based aggression, abuse, discrimination or violence in the community since the beginning of the pandemic**  
*(In percentages)*

Since the beginning of the pandemic, have you felt that there has been an increase of incidents of aggression, abuse, discrimination or gender-based violence in your community (against women, girls, LGBTQI)?

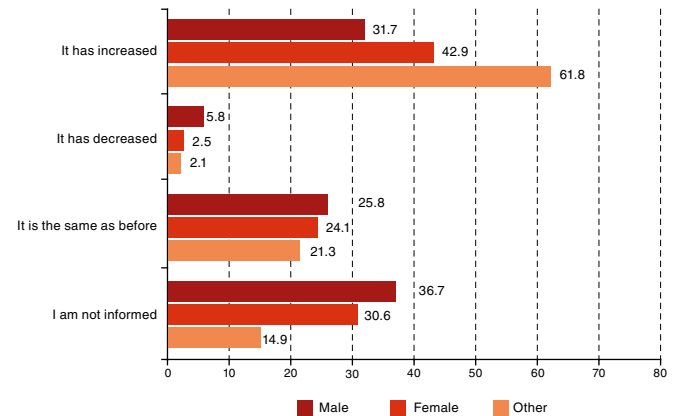


Source: Prepared by the authors, based on the Second United Nations Survey on Youth in Latin America and the Caribbean in the Context of the COVID-19 Pandemic.

- When looking at the data disaggregated by gender, young people of the female gender, as well as people identifying with other genders, perceived an increase in gender-based violence to a greater extent, 62% and 43% respectively, than 32% of young males. When looking at the subset of LGBTQI youth, this number increases to 65%.

■ **Figure 87** ■  
**Perception of increase in incidents of gender-based aggression, abuse, discrimination or violence in the community since the beginning of the pandemic by gender**  
*(In percentages)*

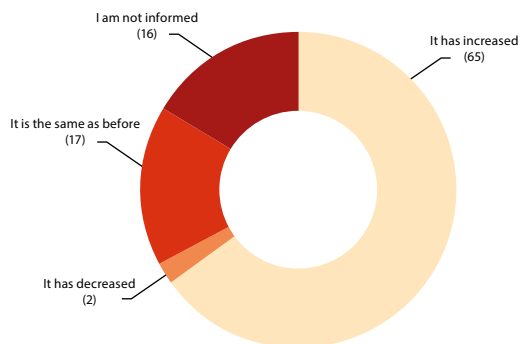
Since the beginning of the pandemic, have you felt that there has been an increase of incidents of aggression, abuse, discrimination or gender-based violence in your community (against women, girls, LGBTQI)?



Source: Prepared by the authors, based on the Second United Nations Survey on Youth in Latin America and the Caribbean in the Context of the COVID-19 Pandemic.

■ **Figure 88** ■  
**LGBTQI population's perception of increase in incidents of gender-based aggression, abuse, discrimination or violence in the community since the beginning of the pandemic**  
*(In percentages)*

Since the beginning of the pandemic, have you felt that there has been an increase of incidents of aggression, abuse, discrimination or gender-based violence in your community (against women, girls, LGBTQI)?

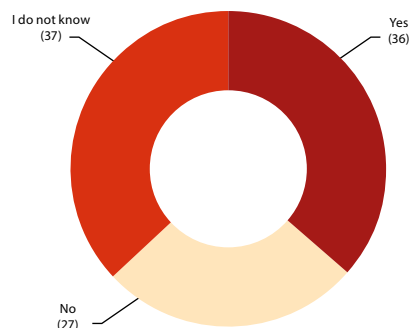


Source: Prepared by the authors, based on the Second United Nations Survey on Youth in Latin America and the Caribbean in the Context of the COVID-19 Pandemic.

- Only 36% of respondents believed that those who were assaulted had a place to turn to in case of violence, compared to 27% who believe that there were no such entities. Likewise, 46% of young people perceived their government's response to gender-based violence to have been poor, a view that increases to 50% in the case of young persons of female gender, 69% of young people who identified themselves as another gender and 71% of LGBTQI young people.

■ **Figure 89** ■  
**Perception of the existence of entities to which persons who are victims of aggression, abuse, discrimination or gender-based violence can turn to report, ask for advice, assistance or help**  
*(In percentages)*

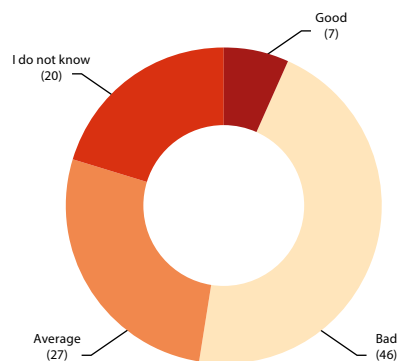
Do you consider people who are victims of aggression, abuse, discrimination or gender-based violence in your community have a place to go to report, ask for advice, assistance or help?



Source: Prepared by the authors, based on the Second United Nations Survey on Youth in Latin America and the Caribbean in the Context of the COVID-19 Pandemic.

■ **Figure 90** ■  
**Evaluation of government response to gender-based violence**  
*(In percentages)*

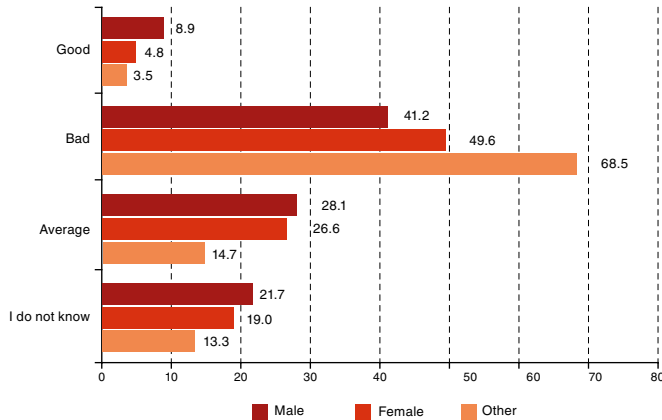
How has your government's response been to cases of gender-based violence?



Source: Prepared by the authors, based on the Second United Nations Survey on Youth in Latin America and the Caribbean in the Context of the COVID-19 Pandemic.

■ **Figure 91** ■  
**Evaluation of government response to gender-based violence by gender**  
*(In percentages)*

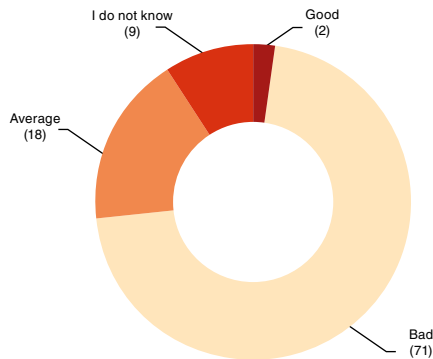
**How has your government's response been to cases of gender-based violence?**



**Source:** Prepared by the authors, based on the Second United Nations Survey on Youth in Latin America and the Caribbean in the Context of the COVID-19 Pandemic.

■ **Figure 92** ■  
**Evaluation of government response to gender-based violence according to people who identify as part of the LGBTIQI population**  
*(In percentages)*

**How has your government's response been to cases of gender-based violence?**

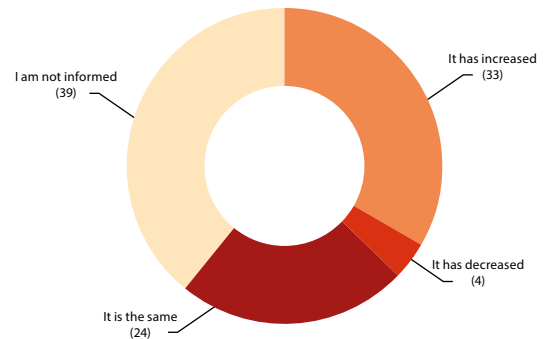


**Source:** Prepared by the authors, based on the Second United Nations Survey on Youth in Latin America and the Caribbean in the Context of the COVID-19 Pandemic.

- Young people also perceived an increase in xenophobia within their communities. Thirty-three percent responded that xenophobia had increased, compared to 4% who believed it had decreased. Examining the responses of refugee and migrant persons specifically, it can be seen that the percentage of respondents who perceived an increase in xenophobia increased by five percentage points to 38%, when compared with the total survey population. Unexpectedly, the share of migrant and refugee respondents who perceived a decrease in xenophobia also increased to 7%, compared to 4% of total respondents believing that xenophobia had decreased. The biggest difference, however, could be observed among respondents who stated that they were not informed: this figure was 39% in the total sample and drops to 28% among migrants or refugees.

■ **Figure 93** ■  
**Perception of increase in incidents of aggression, abuse, discrimination or xenophobia due to a person's migration status since the beginning of the pandemic**  
*(In percentages)*

**Since the beginning of the pandemic, have you felt that incidents of aggression, abuse, discrimination or xenophobia on the basis of a person's migration status have increased in your community?**



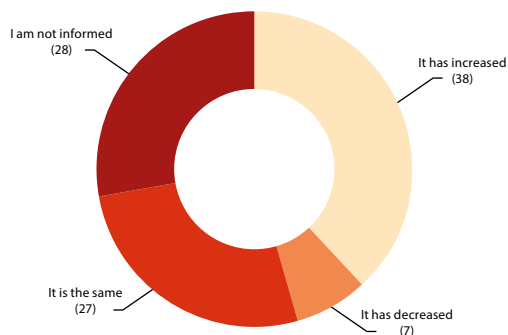
**Source:** Prepared by the authors, based on the Second United Nations Survey on Youth in Latin America and the Caribbean in the Context of the COVID-19 Pandemic.

■ **Figure 94** ■

**Migrant and refugee persons' perception of the increase in incidents of aggression, abuse, discrimination or xenophobia due to a person's migration status since the beginning of the pandemic**

(In percentages)

Since the beginning of the pandemic, have you felt that incidents of aggression, abuse, discrimination or xenophobia on the basis of a person's migration status have increased in your community?



Source: Prepared by the authors, based on the Second United Nations Survey on Youth in Latin America and the Caribbean in the Context of the COVID-19 Pandemic.

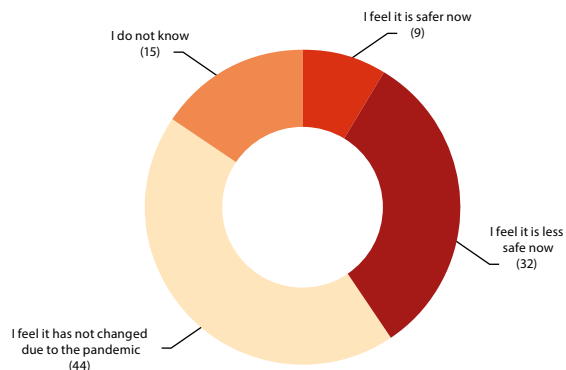
- A third indicator that reflects the deterioration of community relations, as perceived by young people, relates to their perception of safety in their communities. In this regard, 32% thought that safety in their neighbourhood had decreased as a result of the pandemic, while 44% stated that this had not changed. Compared to the first survey, these figures reflect a perceived deterioration in the situation. One year ago, 19% of respondents felt their neighbourhood had become less safe and 57% felt the safety of their neighbourhood had not changed as a result of the pandemic. While 19% felt that their neighbourhood had become safer, in the second survey only 9% of participants felt this way. There are no significant differences by gender.

■ **Figure 95** ■

**Perception of changes in neighbourhood safety**

(In percentages)

Do you feel the safety in your neighbourhood or community has changed since the beginning of the pandemic?

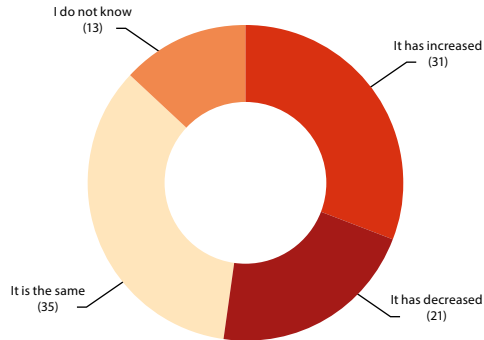


Source: Prepared by the authors, based on the Second United Nations Survey on Youth in Latin America and the Caribbean in the Context of the COVID-19 Pandemic.

- Contrary to the perception of deterioration in community relations, 31% of young people perceived that solidarity and empathy had increased during the pandemic, although a not insignificant 21% of respondents noted a decrease. Compared to the results obtained during the first survey, this shows a deterioration for this indicator. Indeed, a year ago, 50% of young people had said that solidarity and empathy had increased and 16% noted a decrease.

■ **Figure 96** ■  
**Perception of changes in solidarity and empathy during the pandemic**  
*(In percentages)*

**Do you consider solidarity and empathy to have increased or decreased during the pandemic?**

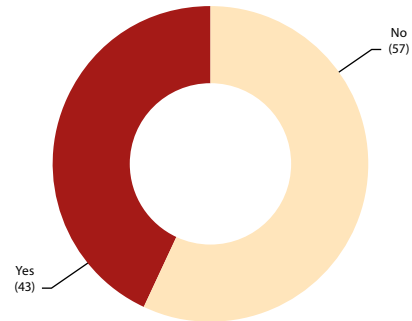


**Source:** Prepared by the authors, based on the Second United Nations Survey on Youth in Latin America and the Caribbean in the Context of the COVID-19 Pandemic.

- Participation in community spaces has also deteriorated during this period. This could be attributed, at least in part, to confinement policies. Of the 43% of young people who were involved in such initiatives before the pandemic, only 63% continued to participate during the pandemic. Of those who did not continue to participate, only 6% stated that they did not want to participate, compared to 32% who indicated that they had not been able to do so.

■ **Figure 97** ■  
**Participation in youth groups, associations, community spaces and organisations before the pandemic**  
*(In percentages)*

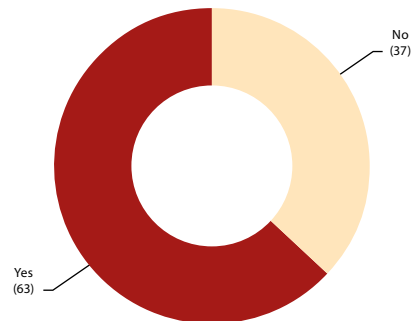
**Before the pandemic, did you participate in any youth groups, associations or interact with other young people in community and organised spaces?**



**Source:** Prepared by the authors, based on the Second United Nations Survey on Youth in Latin America and the Caribbean in the Context of the COVID-19 Pandemic.

■ **Figure 98** ■  
**Participation in youth groups, associations, community spaces and organisations at the time of the survey among those who responded they had been involved in this before the pandemic**  
*(In percentages)*

**At present, do you participate in any youth groups, associations or interact with other young people in community and organised spaces?**



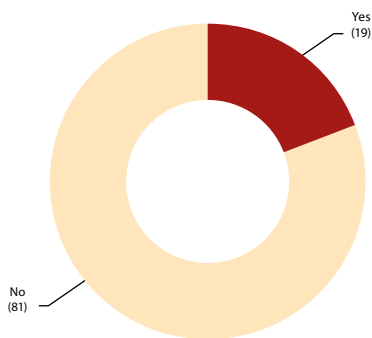
**Source:** Prepared by the authors, based on the Second United Nations Survey on Youth in Latin America and the Caribbean in the Context of the COVID-19 Pandemic.



- Only 19% of young people surveyed stated they had been involved in or led any actions in response to COVID-19. This figure has declined from that observed in the first survey, where 35% of participants answered in the affirmative. When disaggregated by age group, there is a higher prevalence found in the older age groups. Indeed, while participation among the 15 to 19-year-olds was only 12%, it rose to 18% for the 20 to 24 age group and to 26% in the 25 to 29 age group. In relation to their occupation, the majority of those who reported carrying out initiatives in response to COVID-19 were students, although this may be due to the composition of the sample (75% were enrolled in an educational institution). However, the rate of participation in solidarity activities was higher among non-students (24%) than among those who were studying (17%).

**Figure 99**  
**Participation or leadership in actions in response to COVID-19**  
*(In percentages)*

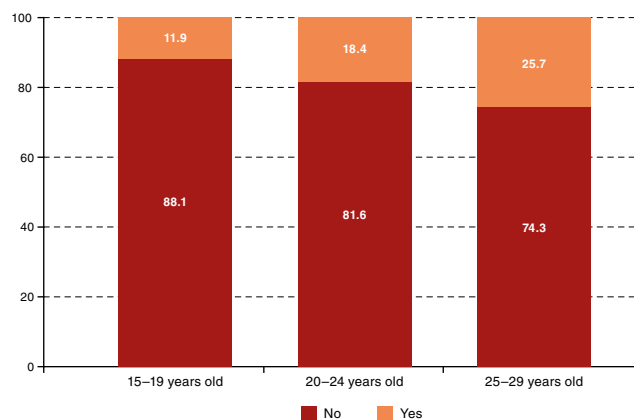
Have you been involved in or led any activities in response to COVID-19?



Source: Prepared by the authors, based on the Second United Nations Survey on Youth in Latin America and the Caribbean in the Context of the COVID-19 Pandemic.

**Figure 100**  
**Participation or leadership in actions in response to COVID-19 by age group**  
*(In percentages)*

Have you been involved in or led any activities in response to COVID-19?



Source: Prepared by the authors, based on the Second United Nations Survey on Youth in Latin America and the Caribbean in the Context of the COVID-19 Pandemic.

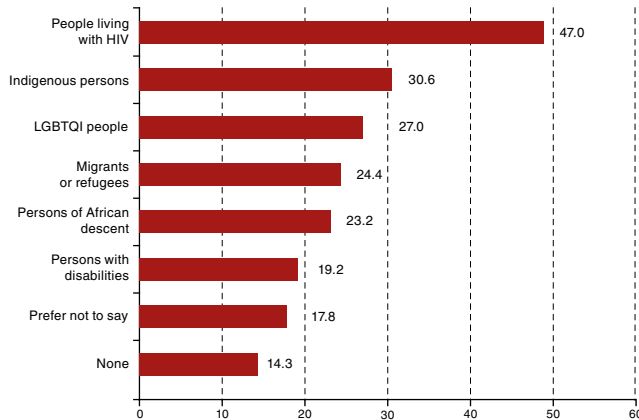
- When assessing this information for traditionally excluded population groups, it can be observed that their involvement in these kinds of activities is more prevalent than compared to young people, who had reported not to pertain to any of these groups. The involvement of young people living with HIV stands out, with 49% reporting having participated in initiatives. This was at 31% for indigenous young people and 27% for LGBTQI youth.

■ Figure 101 ■

**Participation or leadership in actions in response to COVID-19 among those who belong to traditionally excluded population groups**

(In percentages)

Have you been involved in or led any activities in response to COVID-19?



Source: Prepared by the authors, based on the Second United Nations Survey on Youth in Latin America and the Caribbean in the Context of the COVID-19 Pandemic.

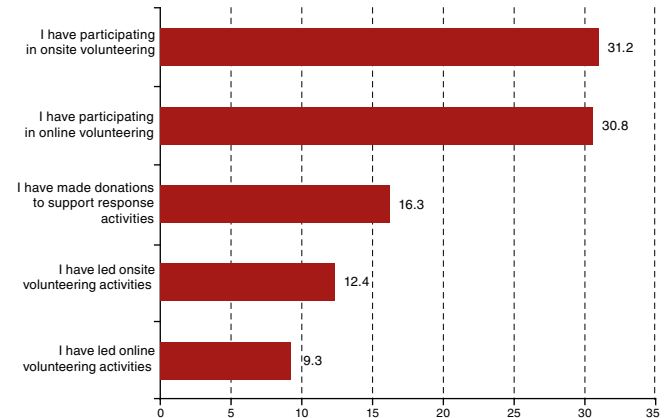
- Among the participants, the most recurrent form of involvement is participation in onsite or online volunteering, which accounted for 31% each. Donations saw 16% of mentions; leadership of onsite and online volunteering actions 12% and 9%, respectively.

■ Figure 102 ■

**Forms of participation in or leadership of actions in response to COVID-19 among those who report involvement in or leadership of actions in response to COVID-19**

(In percentages)

In which ways have you been involved in or led any initiatives in response to COVID-19?



Source: Prepared by the authors, based on the Second United Nations Survey on Youth in Latin America and the Caribbean in the Context of the COVID-19 Pandemic.

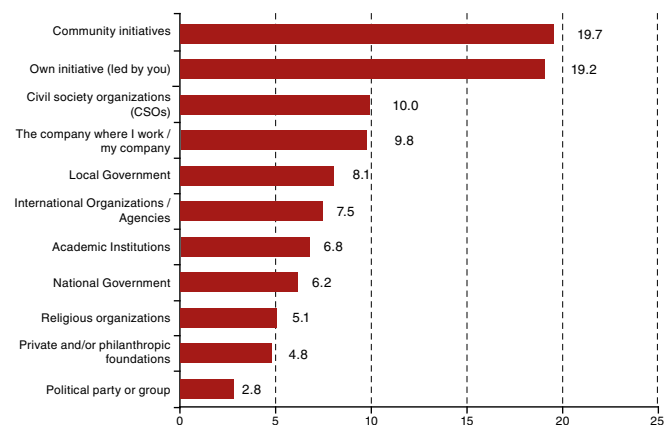
Note: Multiple choice question.

- Community and personal initiatives were the most frequent areas for acts of solidarity by the youth surveyed, with 20% and 19% of mentions respectively. Far less mentioned, with 10% each, were civil society organisations and companies and workplaces. When disaggregating this data by gender, it stands out that young persons of the female gender predominated in actions carried out by international organisations or agencies, private and/or philanthropic foundations and academic institutions with 53%, 51% and 52% respectively. Young persons of the male gender represented the majority in all other categories, especially in actions carried out by national or local governments, where they represented 67% and 66% respectively.

■ **Figure 103** ■

**Space from which leadership of or participation in volunteering actions among young people who report involvement in or leadership of actions in response to COVID-19**  
(In percentages)

From where did you carry out, do you carry out or lead your volunteer actions?



**Source:** Prepared by the authors, based on the Second United Nations Survey on Youth in Latin America and the Caribbean in the Context of the COVID-19 Pandemic.

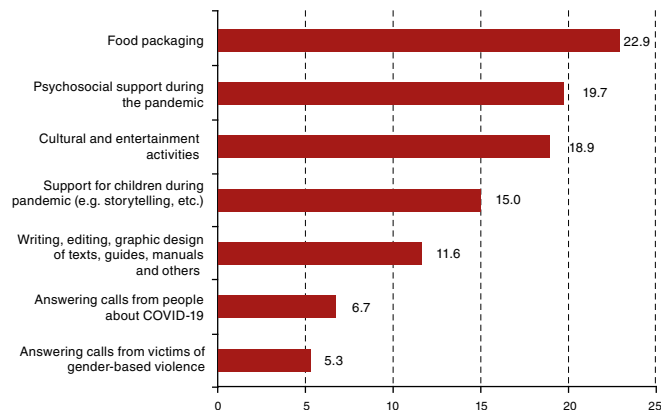
**Note:** Multiple choice question.

- Regarding the actions undertaken, of all the initiatives mentioned by young people, food packaging accounts for 22.9% of the responses. This is followed by offering psychosocial support, at 19.7%, and cultural and entertainment activities at 18.9%.

■ **Figure 104** ■

**Type of support provided or led through volunteering**  
(In percentages)

What kind of support did/do you provide or lead through volunteering?



**Source:** Prepared by the authors, based on the Second United Nations Survey on Youth in Latin America and the Caribbean in the Context of the COVID-19 Pandemic.

**Note:** Multiple choice question.

## G. Outlook for the future

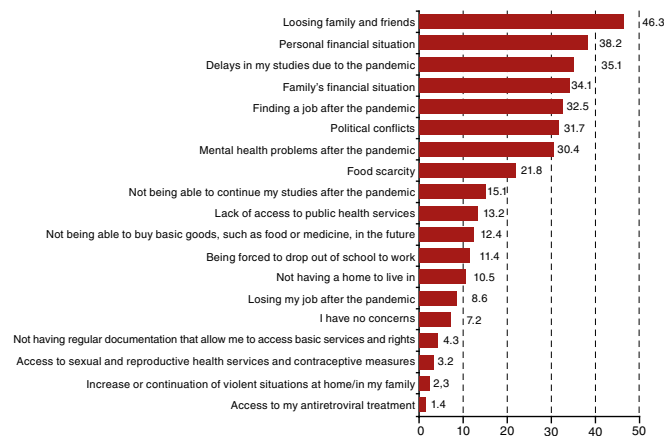
- Most of the youth surveyed indicated they had concerns for the future (92.8%). Among these, the most frequently mentioned was losing family and/or friends. 46.3% of young people mentioned this among their top five concerns. The state of personal finances as well as family finances and finding a job after the pandemic were among the most reported concerns with percentages at 38.2%, 34.1% and 32.5%, respectively. Finally, concerns about delays in their studies as a result of the pandemic were mentioned by 35.1% of young people.

■ **Figure 105** ■

### Main concerns for the future mentioned by young people

(In percentages)

What are your biggest concerns for the future?



**Source:** Prepared by the authors, based on the Second United Nations Survey on Youth in Latin America and the Caribbean in the Context of the COVID-19 Pandemic.

**Note:** Multiple choice question (select a maximum of five).

- It might be assumed that the proportion of young people expressing concerns about the future would be lower for younger age groups. Certainly, 15 to 19-year-olds were the most likely to report not having concerns about the future (13% compared to 4% in the 25 to 29 age group).

However, while this held true for many of the possible concerns respondents could choose from, for some choices, the age group with the greatest concerns were the 20- to 24-year-olds. Eighty-five percent of young people in this age group were enrolled in tertiary education. Thus, their concerns related to the fact that they found themselves in a period of transition between school and work and the perception that the pandemic could hinder this process by, for example, causing them to drop out of school, falling behind in their studies, not being allowed to continue their studies after the pandemic, making it difficult for them to find a job, affecting their mental health or their access to basic services and rights. On the other hand, in the 25 to 29 age group, who were more settled in their positions and probably had more responsibilities from the point of view of their families' economic situation, participants were more concerned about losing their jobs, their own and their family's financial situation, and situations that would further affect the conditions of their environment such as food shortages, access to public healthcare or political conflicts.

- Other concerns, such as losing family members or friends, were crosscutting to all segments of the survey.



### III. Conclusion



- The “Second United Nations Survey on Youth in Latin America and the Caribbean in the Context of the COVID-19 Pandemic” reveals important background information on how youth in the region have experienced the pandemic.
- A first general observation relates to the fact that the pandemic has affected young people in different ways and on different aspects, as well as according to different characteristics such as their area of residence, age, gender or membership of a traditionally excluded population group. Young people in rural areas have experienced greater difficulties in accessing the information technology necessary to carry out remote activities such as distance learning or teleworking.
- Young women, for their part, have suffered a greater burden of unpaid work and care work compared to young men. Age was shown to be an important segmentation criterion in terms of the future concerns, which the pandemic has raised among young people. While younger age groups experienced fewer concerns, those who were currently transitioning from education to the labour market were worried about the difficulties the pandemic might place on completing their studies or entering the labour market. On the other hand, those who were already in work were concerned about the potential difficulties they might face in meeting their financial responsibilities as a result of the pandemic. Young people from traditionally excluded groups have experienced certain effects of the pandemic more intensely, depending on their situation: young migrants and refugees moved more frequently during the pandemic than young people from other groups, young people living with HIV and indigenous youth reported higher rates of infection from COVID-19, and young persons of African descent were the most affected by the lack of money to satisfy basic needs, to name a few differences.
- A second general observation relates to the evolution of the pandemic one year after the first edition of this survey was conducted. As noted throughout this report, the results are not comparable, because they were obtained through non-probability sampling. Nevertheless, both surveys still provide information on how the young people surveyed were living through the pandemic. In this regard, it can be observed that, for some of the indicators which were related to the environment that young people found themselves in, such as difficulties in obtaining food or basic goods in their communities, participants in the second survey perceived a more favourable situation than those who participated in the first survey. However, concerning other indicators related to their personal experience of the pandemic, a deterioration of the situation is observed with respect to that reported by the participants in the first version. Indeed, indicators such as the prevalence of mental health issues or those related to the perception of community relations, as well as young people’s degree of involvement in solidarity initiatives, show a decline that speaks to the psychological and social toll that more than a year of the pandemic and the associated restrictions have taken.
- Third, young people’s criticism of government actions in the context of the pandemic across the various dimensions investigated is worth highlighting. Indeed, the general evaluation of government actions was mostly negative, regardless of whether participants received support from their governments during the pandemic period. Respondents held a similar opinion concerning their governments’ actions regarding incidents of gender-based violence. National or local governments also did not represent a platform for young people, who were involved in solidarity initiatives, to carry out these kinds of activities. This information leaves open the question of what actions governments should take to create spaces to listen to the region’s youth.
- An important aspect covered by this second edition of the survey is the willingness of young people to be vaccinated, an aspect that was not considered in the first survey, as the different vaccines had not yet been developed. In this regard, young people demonstrated an important level of knowledge of COVID-19, which was expressed in a high degree of willingness to be vaccinated once the vaccine was available in their communities. This was shared by all young people, regardless of gender or sociodemographic characteristics, such as area of residence or pertaining to a traditionally excluded group.



- Finally, the survey leaves open the question of the use of technologies as a substitute for certain face-to-face activities such as education, work, or healthcare. The information regarding the poor quality of online learning reported by young people is critical and it is therefore foreseeable that this educational problem will have a negative, long-term impact in terms of knowledge management and the development of skills needed to join a labour market that has undergone more rapid changes as a result of the pandemic.

## Bibliography




ECLAC (Economic Commission for Latin America and the Caribbean) (2021) *Panorama Social de América Latina, 2020* (LC/PUB.2021/2-P/Rev.1), Santiago, 2021.

\_\_\_\_\_(2020) “Los efectos del COVID-19: una oportunidad para reafirmar la centralidad de los derechos humanos de las personas migrantes en el desarrollo sostenible” *COVID-19 Reports*, Santiago, November 2020.

López-Calva, L. F. (2021), «Closing schools: Big and unequal learning losses in LAC | United Nations Development Programme», UNDP, [en línea] <<https://www.undp.org/latin-america/blog/closing-schools-big-and-unequal-learning-losses-lac>> [fecha de consulta: 5 de julio de 2022].

Marinho, M. y Castillo, M. (2022), “Los impactos de la pandemia sobre la salud y el bienestar de niños y niñas en América Latina y el Caribe: la urgencia de avanzar hacia sistemas de protección social sensibles a los derechos de la niñez”, *Project Documents* (LC/TS.2022/25), Santiago, Economic Commission for Latin America and the Caribbean (ECLAC), 2022.

Working Group on Youth of the Regional Collaborative Platform for Latin America and the Caribbean, United Nations survey on Latin American and Caribbean youth within the context of the COVID-19 pandemic (LC/TS.2021/68), Santiago, United Nations, 2021.

The background of the page is a colorful illustration of a diverse group of people, all wearing white face masks. The people are depicted in various colors and styles, representing different ethnicities and ages. The illustration is composed of flat, geometric shapes and is set against a white background.

In 2021, the entities of the United Nations system in Latin America and the Caribbean that are members of the Working Group on Youth of the Regional Collaborative Platform for Latin America and the Caribbean launched a second online survey. The aim was to assess how young people were living a year after the outbreak of the COVID-19 pandemic and what were their concerns about the present and the future.

The survey was conducted between August and October 2021 among young people aged 15–29, with more than 46,000 respondents from 42 countries and territories in the region. The main findings of the survey are presented in this report.