


Economic Commission for Latin America and the Caribbean

**ECLAC SUBREGIONAL HEADQUARTERS  
FOR THE CARIBBEAN**



# **Evaluation report of the workshop on the use of the updated ECLAC Disaster Assessment Methodology**

## **Tobago Emergency Management Agency (TEMA)**



UNITED NATIONS

**ECLAC**





UNITED NATIONS



Economic Commission for Latin America and the Caribbean  
Subregional Headquarters for the Caribbean

---

Workshop on the use of the updated  
ECLAC Disaster Assessment Methodology -  
Tobago Emergency Management Agency  
23-25 May 2018  
Crown Point, Trinidad and Tobago

LIMITED  
LC/CAR/2018/7  
18 June 2018  
ORIGINAL: ENGLISH

**EVALUATION REPORT OF THE WORKSHOP ON THE USE OF THE  
UPDATED ECLAC DISASTER ASSESSMENT METHODOLOGY**  
—  
**TOBAGO EMERGENCY MANAGEMENT AGENCY (TEMA)**

---

This report has been reproduced without formal editing.

This document was prepared by Luciana Fontes de Meira, Associate Environmental Affairs Officer, under the supervision of Omar Bello, Coordinator, Sustainable Development and Disaster Unit, ECLAC subregional headquarters for the Caribbean.

The views expressed in this document, which has been reproduced without formal editing, are those of the authors and do not necessarily reflect the views of the Organization.

## CONTENTS

A. INTRODUCTION.....	2
B. GENERAL INFORMATION .....	2
1. Place and date of the training course .....	2
2. Attendance .....	2
C. SUMMARY OF KEY OUTCOMES OF THE TRAINING COURSE .....	3
D. SUMMARY OF EVALUATION .....	3
1. Content, delivery and trainers.....	3
2. Organization of the course.....	6
3. Responses and comments to open-ended questions .....	6
E. CONCLUSIONS.....	7
Annex I List of participants .....	8
Annex II Evaluation questionnaire .....	10
Annex III Responses to close-ended questions.....	12

## **A. INTRODUCTION**

1. The Economic Commission for Latin America and the Caribbean (ECLAC) has been a pioneer in the field of disaster assessment and in the development and dissemination of the Disaster Assessment Methodology. The organization's history in assessing disasters started in 1972 with the earthquake that struck Managua, Nicaragua. Since then, ECLAC has led more than 90 assessments of the social, environmental and economic impact of disasters in 28 countries in the region.
2. The Sustainable Development and Disaster Unit provides expert assistance in disaster assessment and disaster risk reduction to Caribbean states and to all countries across Latin America. Considering that assessing the impact of disasters is critical to the Latin American and Caribbean countries, the Unit designs, plans and delivers periodic tailor-made training courses based on countries' demand.
3. The training course is designed for policymakers and professionals involved directly with disaster risk management and risk reduction. Considering that the methodology is comprehensive in scope, it is also planned for sector specialists, providing a multisector overview of the situation after a disaster, as well as an economic estimate of the damages, losses and additional costs.
4. Bearing in mind the relevance of the 2030 Agenda for Sustainable Development and the multiplicity of issues and topics that affect disaster risk management, the connection between the SDGs, disaster and resilience is highlighted during all the sessions. The topics covered in the workshops include the analysis of the importance of planning for disaster risk reduction and its role in attaining the goals established in the 2030 Agenda, the role of risk transfer in enhancing fiscal sustainability, basic information requirements and data gathering tools for disaster assessment. The workshop was organized with support from the Inter-American Development Bank (IDB).

## **B. GENERAL INFORMATION**

### **1. Place and date of the training course**

5. A training session on the "Disaster Assessment Methodology" was held from 23 to 25 May 2018, in Crown Point, Trinidad and Tobago at the Trinidad and Tobago Meteorological Service (TTMS) Crown Point facility in Tobago.

### **2. Attendance**

6. The training course, supported by the Interamerican Development Bank (IDB), targeted multisector specialists invited by the Tobago Emergency Management Agency (TEMA). The training included 24 participants from the public and private sectors.
7. The course was facilitated by the Coordinator of the Sustainable Development and Disaster Unit, the Environmental Affairs Officer, the Public Information Assistant of ECLAC and the Economic Affairs Officer of the Economic Development Unit of ECLAC Subregional Headquarters for the Caribbean.

### C. SUMMARY OF KEY OUTCOMES OF THE TRAINING COURSE

8. During the two-day training course, participants were trained in various aspects of the Disaster Assessment Methodology. Due to time constraints, sectors considered most relevant to Tobago and to the skill sets and responsibilities of the participants, were selected to exemplify the use of the methodology. During the first day of the programme, the sessions provided a brief overview of the methodology and covered the social sectors using the following agenda: (1) introductory remarks and basic concepts of the methodology; (2) affected populations; and (3) education. The second day was dedicated to the impacts of disaster for the infrastructure sector such as: (4) telecommunications; (5) electricity; (6) housing. The final day included sessions on (7) transport; (8) tourism; (9) agriculture and (10) the role of planning in disaster risk management and its impact on the attainment of the SDGs.

9. In order to help participants understand the practical use of the methodology, exercises were prepared for the following modules: (1) education; (2) housing; (3) health and (4) telecommunications.

10. The ECLAC team shared the experiences of various governments of the region in incorporating disaster risk reduction in public investment and used examples of other disaster risk management initiatives and best practices to clarify the application and usefulness of the methodology.

### D. SUMMARY OF EVALUATIONS

11. An evaluation questionnaire was provided to elicit participants' feedback on diverse aspects of the course. This section of the report presents a summary of the comments provided by participants on the final day of the training.

12. Twenty-four participants attended the training, 15 were female (62.5 percent) and 9 were male (37.5 percent). Twenty participants responded to the evaluation questionnaire, 13 female (65.0 per cent) and 7 male (35.0 per cent). Fourteen participants came from the public sector and four from the private sector or civil society organizations. The full list of participants is annexed to the report.

13. In terms of knowledge of the topic, 13 participants replied that they had never participated in a training course on disaster assessment before, while 4 participants replied that they had received training on the subject previously.

**TABLE 1**  
**PRIOR TRAINING IN DISASTER ASSESSMENT**

		Frequency	Percent of valid answers	Cumulative Percent
Valid	Yes	4	24.0	24.0
	No	13	76.0	100.0
	Total	17	100.0	100.0

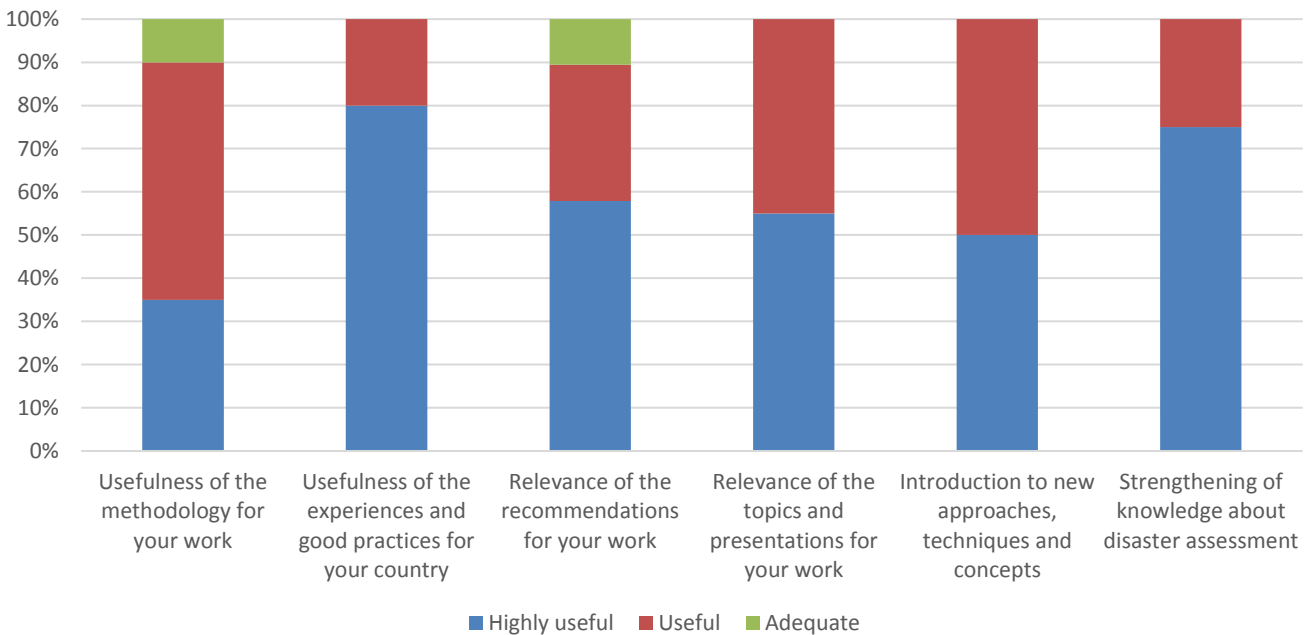
#### 1. Content, delivery and trainers

14. Nineteen respondents (95 per cent) reported that the training course met their expectations.

15. Considering a 5-point scale ranging from inadequate to highly useful, in terms of the impact and relevance of the training, all respondents considered that the topics and presentations were highly useful (55 per cent) or useful (45 per cent) for their work. Considering the relevance of the recommendations given

during the training, 58 per cent of respondents rated them as highly useful, 32 per cent as useful and 11 per cent as adequate. Participants agreed that the presentation of other countries' experiences and good practices was either highly useful (80 per cent) or useful (20 per cent). All respondents considered the course highly useful (50 per cent) or useful (50 per cent) in introducing them to new approaches, techniques and concepts. Similarly, participants agreed that the training was highly useful (75 per cent) or useful (25 per cent) in strengthening their knowledge of disaster assessment. It is also worth noting that 90 per cent agreed that the methodology was useful or highly useful for their work and that it was very likely (44 per cent) or likely (44 per cent) that they would use the newly acquired knowledge in their daily work.

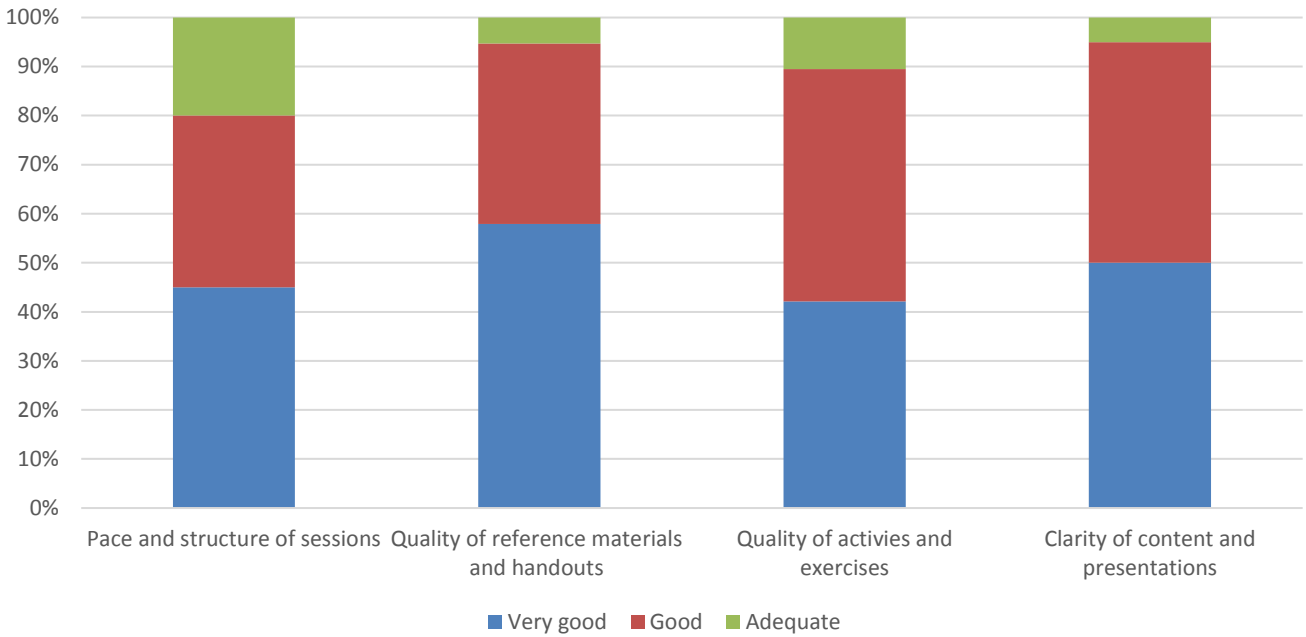
**FIGURE 1**  
**PARTICIPANTS' FEEDBACK ON THE SUBSTANTIVE CONTENT OF THE WORKSHOP**



16. In evaluating the content delivery on a 5-point scale from poor to very good, participants considered that the pace and structure of sessions was adequate (20 per cent), good (35 per cent) or very good (45 per cent). The quality of materials was also rated as good (37 per cent) or very good (48 per cent) or adequate (5 per cent), as well as the quality of actives and exercises rated as very good (42 per cent), good (47 per cent) or adequate (11 per cent). Participants also highly rated the clarity of content (50 per cent considered it very good and 45 rated as good).

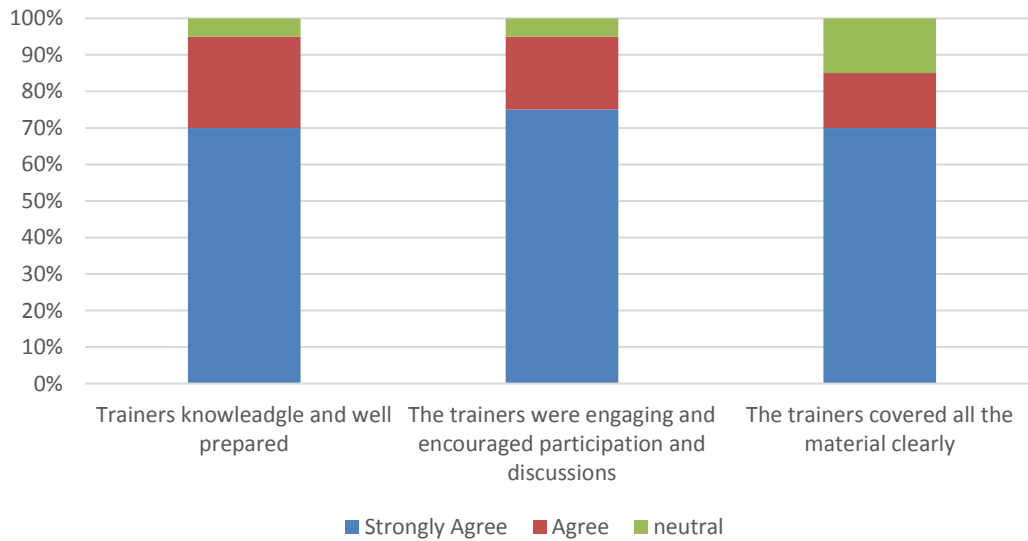


**FIGURE 2**  
**PARTICIPANTS' FEEDBACK ON CONTENT DELIVERY**



17. Regarding the quality of the trainers, respondents strongly agreed (70 per cent) or agreed (25 per cent) that the trainers were knowledgeable and well prepared. Likewise, 70 per cent strongly agreed and 15 per cent agreed that all the materials were clearly covered and that trainers were engaging and encouraged questions and participation (75 per cent strongly agree and 20 per cent agree).

**FIGURE 3**  
**PARTICIPANTS' FEEDBACK ON THE FACILITATORS OF THE WORKSHOP**



## 2. Organization of the course

18. Participants were asked to rate specific elements of the organization of the course using a 5-point scale from strongly disagree to strongly agree. 95 per cent of respondents strongly agreed or agreed that the location of the training was convenient and that the space was comfortable and conducive to learning.

## 3. Responses and comments to open-ended questions

19. The general responses received to open-ended questions were the following:

What were the most important outcomes/recommendations of the course?

- Standardization of the methodology used to collect damage data
- Importance and learning how to establish baseline studies
- Learning a new methodology to assess damage and losses in disaster
- Learning to calculate damage and losses for every specific sector
- Learning to create a baseline for the telecommunications and power sector, since there is not a lot in place for disaster in these sectors at the moment.

Based on the contents of the course, could you provide examples of the importance of incorporating the Sustainable Development Goals into planning processes?

- Reduce risk and losses
- Improve recovery
- Further promote processes to effectively mitigate the occurrence of risks
- Apply SDGS to developmental initiative and general plans and policies
- Building more resilient homes so the vulnerable people will not lose their housing in every disaster
- Promoting risk reduction by enabling a community to develop to be resilient to withstand and recover quicker when an event occurs
- It must be a collaborative effort by all entities and stakeholders in disaster preparedness
- Mitigating vulnerabilities in potentially affected population in all sector and establishing pre-disaster partnerships to work on risk reduction

How do you expect to apply the knowledge acquired in this course?

- Trend and data analysis
- Establish baseline data for the health sector
- Inform my organization to ensure the methodology is implemented in our work
- Assisting my company to organize a disaster plan and baseline estimate
- Introduce the concept of baseline info for agriculture and agro-processing industries
- Encourage head of department to apply the methodology in our organization
- Working with the Tobago Disaster Management Committee in obtaining baseline info for all sectors

Strengths of the training:

- Knowledgeable facilitators
- Excellent content
- Very detailed
- Knowledge acquired in accurately and effectively assessing damage
- Highly interactive and with multiple examples
- Participants are all part of connected agencies
- Presenting a complex and intimidating topic in an accessible format

Areas of improvement:

- Time & exercise
- More focus on practical aspects
- Provide printed reference material
- Simpler scenarios for calculating damage and losses
- More engaging activities
- Targeting content to attendees with more local examples

## **E. CONCLUSIONS**

20. Overall, the training was highly valued, and the participants' responses reflected a high level of satisfaction with the content of the course and expertise of trainers. Participants appreciated the practical application of the methodology to assess damages and losses and the use of examples from countries in the region to illustrate it. They also understood the importance of collecting sectoral data permanently to have reliable baseline information in case of a disaster.

21. Participants highlighted the need to involve their organizations in collecting sectoral data and forming a baseline inventory of assets. They also expressed the importance of incorporating disaster and risk management aspects to policies and plans to decrease vulnerabilities and support the implementation of the SDGs. The exercises were highlighted as an important pedagogical tool in assisting participants in the application of the methodology. The main suggestions of participants were related to making materials available before the training and adding more local examples to the presentations.

22. The multisector composition of attendees was effective in allowing the exchange of information and experiences from different sectors in Tobago connected to disaster and risk management. Participants commended the organizers on the content of the course and the way it presented a complex topic in a simple and engaging way. The open-ended questions demonstrate that the course was able to not only highlight the importance of damage and loss assessments in different type of disasters, but also demonstrated the relevance of incorporating cross-sector measures to reduce vulnerabilities.

Annex I**List of participants**

Dynell Adams, Division of Quarry and the Environment, Junior Engineer, email: dynell.y.adams@gmail.com

Melaura Agbeko, TEMA, Planning Officer, email: Planning.tema365@gmail.com

Everton Alfred, Assistant District, email: evertonalfred@yahoo.com

Claude Almandoz, Trinidad & Tobago Chamber of Industry & Commerce, Liaison Officer

Kester Bonas, Trinidad & Tobago Fire Service, Fire Officer, email: kbonas007@gmail.com

Andrea Carrington, Division of Health Wellness and Family Development Public Health, Public Health Inspector, email: andiecarrington@gmail.com

Sarahdon Christmas, Division of Tourism and Transportation, Administrative Officer, email: curzias@hotmail.com

Simon Craig, Trinidad & Tobago Meteorological Services, Meteorologist, email: simon.craig@gov.tt

Kristen DesVignes, Airport Authority of Trinidad and Tobago, Duty Manager, email: kdesvignes@tntairports.com

Dianne Henry, Health Wellness and Family Development, Social Services Assistant, email: totgill@hotmail.com

Jerome Hernandez, Telecommunications of Trinidad and Tobago Communications Manager, email: JHernandez@tstt.co.tt

Lester Frederick, Tobago Regional Health Authority/Tobago Emergency Medical Services, Manager Tobago Emergency Medical Services, email: lester.frederick@trha.com

Roxanne Lewis, Trinidad & Tobago Fire Service, Acting Fire Station Officer, email: roxanneplewis@hotmail.com

Natasha Ortiz, Division of Tourism and Transportation, Human Resource Officer, email: ortiznatasha@hotmail.com

Allison Rambajan Andrews, Tobago Regional Health, Authority Operations Clerk, email: Allison.rambajanandrews@trha.co.tt

Lloyd Scotland, TEMA, Response Team Supervisor, email: Lloyd.Scotland@tha.gov.tt

Darilyn Smart, Radio Emergency Associated Communications Team, Team Communication/PRO Officer, email: Darilyn.smart@gmail.com

Bridgette Smith, Division of Health Wellness and Family Development, Epidemiology Officer, email: Smithbridgette@gmail.com

Carisse Thompson, TEMA, Operations Clerk, email: operations.tema@gmail.com

Denisha Thompson, Trico Industries Ltd, Customer Care Supervisor, email: tricocustomercaresdepartment@gmail.com

Hayden Trotman, Airport Authority of Trinidad & Tobago, Duty Manager, email: htrotman@tntairport.com

Simone Walters, Division of Health Wellness and Family Development, Social Services Assistant, email: Simone.Walters@yahoo.com

Reneasha Williams, Division of Infrastructure and Quarry of Environment, Engineering Aide, email: reneashawilliams@gmail.com

Nadia Wilson Thomas, TEMA, Assistant Account Officer, email: nadia.simoy@gmail.com

**Economic Commission for Latin America and the Caribbean  
Subregional Headquarter for the Caribbean**

Omar Bello, Coordinator, Sustainable Development and Disaster Unit, email: omar.bello@eclac.org

Willard Phillips, Economic Affairs Officer, Sustainable Development and Disaster Unit, email: willard.phillips@eclac.org

Luciana Fontes de Meira, Associate Environmental Affairs Officer, Sustainable Development and Disaster Unit, email: luciana.fontesdemeira@eclac.org

Blaine Marcano, Public Information Assistant, email: blaine.marcano@eclac.org

Annex II

Evaluation Form  
Training Course: Disaster Assessment Methodology

**WORKSHOP EVALUATION**

In an effort to assess the effectiveness and impact of this training course, kindly complete the following evaluation form. Your responses will be invaluable in providing feedback on the overall workshop, identifying areas of weakness and help improve the organization of future courses.

Sex	Age	Sector
<input type="checkbox"/> Female	<input type="checkbox"/> 30 or under	<input type="checkbox"/> Public
<input type="checkbox"/> Male	<input type="checkbox"/> 31 – 40	<input type="checkbox"/> Private
	<input type="checkbox"/> 41 – 50	<input type="checkbox"/> Academia
	<input type="checkbox"/> 51 or over	<input type="checkbox"/> Other (NGO, social organization, etc)

**Country of origin:** \_\_\_\_\_

**Institution(s) you represent:** \_\_\_\_\_

**Title/Position:** \_\_\_\_\_

1. Have you received training in disaster assessment prior to this course? Yes  No

2. Content Delivery & Organization	Very Good	Good	Adequate	Below Average	Poor
Pace and structure of the sessions	[ ]	[ ]	[ ]	[ ]	[ ]
Quality of reference materials and handouts	[ ]	[ ]	[ ]	[ ]	[ ]
Quality of activities and exercises	[ ]	[ ]	[ ]	[ ]	[ ]
Clarity of the content and presentations	[ ]	[ ]	[ ]	[ ]	[ ]
How would you rate the course overall?	[ ]	[ ]	[ ]	[ ]	[ ]
3. Facilitator	Strongly Agree	Agree	Neutral	Disagree	Strongly Disagree
The trainers were knowledgeable and well prepared	[ ]	[ ]	[ ]	[ ]	[ ]
The trainers were engaging and encouraged questions and participation	[ ]	[ ]	[ ]	[ ]	[ ]
The trainers covered all the material clearly	[ ]	[ ]	[ ]	[ ]	[ ]
4. Facilities	Strongly Agree	Agree	Neutral	Disagree	Strongly Disagree
The location of the training was convenient	[ ]	[ ]	[ ]	[ ]	[ ]

The training space was comfortable and conducive to learning	[ ]	[ ]	[ ]	[ ]	[ ]
<b>5. Impact</b>	<b>Highly Useful</b>	<b>Useful</b>	<b>Adequate</b>	<b>Inadequate</b>	<b>Highly Inadequate</b>
Relevance of the topics and presentations for your work	[ ]	[ ]	[ ]	[ ]	[ ]
Relevance of the recommendations for your work	[ ]	[ ]	[ ]	[ ]	[ ]
Introduction to new approaches and techniques	[ ]	[ ]	[ ]	[ ]	[ ]
Strengthening of knowledge about disaster assessment	[ ]	[ ]	[ ]	[ ]	[ ]
Usefulness of the methodology for your work	[ ]	[ ]	[ ]	[ ]	[ ]
Usefulness of the experiences and good practices for your country	[ ]	[ ]	[ ]	[ ]	[ ]

6. Did the training meet your expectations? Yes [ ] No [ ]

7. What is the likelihood of using what you learned in this training?

Very Likely	Likely	Neutral	Unlikely	Highly Unlikely
[ ]	[ ]	[ ]	[ ]	[ ]

8. What were the most important outcomes/ recommendations of the course?

---



---

9. Based on the contents of the course, could you provide examples of the importance of incorporating the Sustainable Development Goals into planning processes?

---



---

10. How do you intend/expect to apply the knowledge acquired in this training course?

---



---

11. Strengths of the training:

---



---

12. Areas of improvement:

---



---

Annex III**Responses to close-ended questions**

Table 1. Sex

		Frequency	Valid Percent	Cumulative Percent
Valid	Female	13	65	65
	Male	7	35	100.0
	Total	20	100	

Table 2. Age

		Frequency	Valid Percent	Cumulative Percent
Valid	30 or under	1	5	5
	31-40	6	30	35
	41-50	10	50	85
	50 or over	3	15	100.0
	Total	20	100	

Table 3. Sector

		Frequency	Valid Percent	Cumulative Percent
Valid	Public	14	78	100
	Private	3	17	94
	Other	1	6	100
	Total	18	100.0	100

Table 4. Prior training in disaster assessment

		Frequency	Valid Percent	Cumulative Percent
Valid	Yes	4	24	24
	No	13	76	100.0
	Total	17	100	

Table 5. Pace and structure of the sessions

		Frequency	Valid Percent	Cumulative Percent
Valid	Very good	9	45	45
	Good	7	35	80
	Adequate	4	20	100
	Total	20	100.0	



Table 6. Quality of the materials and handouts

		Frequency	Valid Percent	Cumulative Percent
Valid	Very good	11	58	58
	Good	7	37	95
	Adequate	1	5	100
	Total	19	100.0	

Table 7. Quality of the activities and exercises

		Frequency	Valid Percent	Cumulative Percent
Valid	Very good	8	42	42
	Good	9	47	89
	Adequate	2	11	100
	Total	19	100.0	

Table 8. Clarity of the content and presentations

		Frequency	Valid Percent	Cumulative Percent
Valid	Very good	10	50	60
	Good	9	45	95
	Adequate	1	5	100
	Total	20	100.0	

Table 9. Overall rate of the course

		Frequency	Valid Percent	Cumulative Percent
Valid	Very good	12	63	63
	Good	6	32	95
	Adequate	1	5	100
	Total	19	100.0	

Table 10. The trainers were knowledgeable and well prepared

		Frequency	Valid Percent	Cumulative Percent
Valid	Strongly agree	14	70	70
	Agree	5	25	95
	Adequate	1	5	100
	Total	19	100.0	

Table 11. The trainers were engaging and encouraged participation and discussions

		Frequency	Valid Percent	Cumulative Percent
Valid	Strongly agree	15	75	75
	Agree	4	20	95
	Adequate	1	5	100
	Total	20	100.0	

Table 12. The trainers covered all the material clearly

		Frequency	Valid Percent	Cumulative Percent
Valid	Strongly agree	14	70	70
	Agree	3	15	85
	Adequate	3	15	100
	Total	20	100.0	

Table 13. The location of the training was convenient

		Frequency	Valid Percent	Cumulative Percent
Valid	Strongly agree	10	50	50
	Agree	9	45	95
	Neutral	1	5	100
	Total	20	100.0	

Table 14. The training space was comfortable and conducive to learning

		Frequency	Valid Percent	Cumulative Percent
Valid	Strongly agree	12	60	60
	Agree	7	35	95
	Neutral	1	5	100
	Total	20	100.0	

Table 15. Relevance of the topics and presentations for your work

		Frequency	Valid Percent	Cumulative Percent
Valid	Highly useful	11	55	55
	Useful	9	45	100
	Total	20	100.0	

Table 16. Relevance of the recommendations for your work

		Frequency	Valid Percent	Cumulative Percent
Valid	Highly useful	11	58	58
	Useful	6	32	89
	Adequate	2	11	100
	Total	19	100.0	

Table 17. Introduction to new approaches, techniques and concepts

		Frequency	Valid Percent	Cumulative Percent
Valid	Highly useful	10	50	50
	Useful	10	50	100
	Total	20	100.0	

Table 18. Strengthening of knowledge about disaster assessment

		Frequency	Valid Percent	Cumulative Percent
Valid	Highly useful	15	75	75
	Useful	5	25	100
	Total	20	100.0	

Table 19. Usefulness of the methodology for your work

		Frequency	Valid Percent	Cumulative Percent
Valid	Highly useful	7	35	35
	Useful	11	55	90
	Adequate	2	10	100.0
	Total	20	100.0	

Table 20. Usefulness of the experiences and good practices for your country

		Frequency	Valid Percent	Cumulative Percent
Valid	Highly useful	16	80	80
	Useful	4	20	100
	Total	20	100.0	

Table 21. Did the training meet your expectations?

		Frequency	Valid Percent	Cumulative Percent
Valid	Yes	19	95	95
	No	1	5	100

Table 22. What is the likelihood of using what you learned in this training?

		Frequency	Valid Percent	Cumulative Percent
Valid	Very likely	7	44	44
	Likely	7	44	88
	Neutral	2	13	100
Total		16	100.0	



Economic Commission for Latin America and the Caribbean (ECLAC)  
Comisión Económica para América Latina y el Caribe (CEPAL)  
[www.eclac.org](http://www.eclac.org)