



UNITED NATIONS



Economic Commission for Latin America and the Caribbean
Subregional Headquarters for the Caribbean

Training course on disaster assessment methodology
5-7 October 2015
Port of Spain, Trinidad and Tobago

LIMITED
LC/CAR/L.479
5 November 2015
ORIGINAL: ENGLISH

EVALUATION REPORT OF THE TRAINING COURSE ON DISASTER ASSESSMENT METHODOLOGY

This report has been reproduced without formal editing.

CONTENTS

A.	INTRODUCTION	1
B.	ATTENDANCE	1
1.	Place and date of the training course	1
2.	Attendance	1
C.	SUMMARY OF KEY OUTCOMES OF THE TRAINING COURSE	2
D.	SUMMARY OF EVALUATION	2
1.	Substantive content	2
2.	Organization of the course	4
3.	Responses and comments to open-ended questions	4
E.	CONCLUSIONS	5
	Annex I List of participants	6
	Annex II Evaluation form	8
	Annex III Responses to close-ended questions	10

A. INTRODUCTION

1. The Economic Commission for Latin America and the Caribbean (ECLAC) has been a pioneer in the field of disaster assessment and in the development and dissemination of the Disaster Assessment Methodology. The organization's history in assessing disasters started in 1972 with the earthquake that struck Managua, Nicaragua. Since then, ECLAC has led more than 90 assessments of the social, environmental and economic effects and impacts of disasters in 28 countries in the region.

2. The Sustainable Development and Disasters Unit provides expert assistance in disaster assessment and disaster risk reduction to Caribbean states and to all countries across Latin America. Understanding that assessing the effects and impacts of disasters is critical to the Latin American and Caribbean countries the unit has started a new cycle of training courses for the Caribbean subregion.

3. The training is designed for policymakers and professionals involved directly with disaster risk management and risk reduction. Additionally, and since the methodology follows a comprehensive approach, it is also designed for sector specialists, providing a multisectoral overview of the situation after a disaster, as well as an economic estimate of the damages, losses and additional costs.

4. On the other hand, when formulating and estimating the financial requirements of a recovery and reconstruction strategy, it is essential to have quantitative information on the effects and impacts of the disaster and estimates of the economic cost it represents. A general description of the impact of disasters and quantification and valuation of the damage, losses and additional costs they entail provide a gauge of what resources are essential for re-establishing the functionality of economic and social activities and for making the investments needed to enhance the resilience of physical, economic and social infrastructure against future such events, with a view to reducing vulnerability in the long term. In this regard, for ECLAC it is necessary to train not only sector specialists, but also representatives from policymaking institutions, such as ministries of finance and planning, which would be responsible for recovery and reconstruction strategies, but also for introducing disaster risk reduction policies nationwide.

5. As part of their national efforts to reduce disaster risk and improve disaster management, the Government of Trinidad and Tobago, through the Office of Disaster Preparedness and Management (ODPM) requested one training session.

B. ATTENDANCE

1. Place and date of the training course

6. The training course on the "Disaster Assessment Methodology" was held from 5 to 7 October 2015, and hosted by ECLAC in Port of Spain, Trinidad and Tobago.

2. Attendance

7. The training course targeted ODPM staff primarily, as well as sector specialists and participants from policymaking institutions. Participants included representatives from ministries and institutions of energy, water and sanitation, agriculture, planning and development, education, telecommunications, health, tourism, and emergency response. A representative from the Development Bank of Latin America (CAF) also attended.

8. Seven ECLAC staff members were also trained on the methodology. The course was facilitated by the Coordinator and the Environmental Affairs Officer of the Sustainable Development and Disaster

Unit, and the Population Affairs Officer of the Statistics and Social Development Unit of ECLAC subregional headquarters for the Caribbean.

C. SUMMARY OF KEY OUTCOMES OF THE TRAINING COURSE

9. Participants were trained in various sectors of the Disaster Assessment Methodology. On the first day, the course focused on the social sector: (1) introduction and basic concepts, (2) affected population, (3) education, and (4) housing. During the second day, participants learned about one more social subsector and infrastructure: (5) health, (6) transportation, and (7) water and sanitation. The third day gave more attention to the infrastructure subsector and to the productive sector: (8) power, (9) agriculture and livestock, (10) manufacturing and (11) macroeconomic impacts. A brief presentation on the effects and impacts of armed conflicts was also shared with the participants to demonstrate the usefulness and versatility of the disaster assessment methodology.

10. Country experiences were used during the presentations to clarify the application and usability of the methodology. ECLAC's experiences and assessments in Chile, Colombia, Costa Rica, Haiti, Peru and other countries were used as examples throughout the workshops.

11. In order to help participants understand the practical use of the methodology, exercises were prepared for the following modules: (1) introduction and basic concepts, (2) education, (3) housing, (4) health, (5) transportation, and (6) water and sanitation.

D. SUMMARY OF EVALUATION

12. This section of the report presents a summary of the comments provided by participants on the final day of the training. To elicit participants' feedback on diverse aspects of the course, an evaluation questionnaire was administered. The summary presents an account of all responses received from the participants.

13. The evaluation summary provided an account of participants' views of various aspects of the training course on the disaster assessment methodology. Twenty seven participants responded to the evaluation questionnaire; of which 6 (22.2 per cent) were male and 21 (77.8 per cent) were female. The full list of participants is annexed to the report.

14. Most participants worked directly in diverse areas of disaster risk management at ODPM, while the rest were sectoral specialists from various institutions. However, most participants had never received training on disaster assessment (68 per cent), and only 8 persons (32 per cent) had received training on the subject.

TABLE 1
PRIOR TRAINING IN DISASTER ASSESSMENT

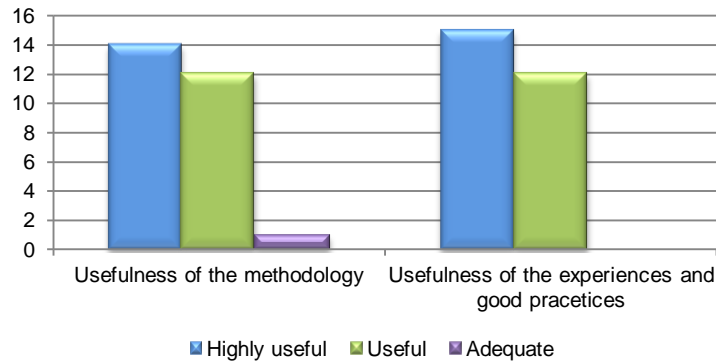
		<i>Frequency</i>	<i>Valid Percent</i>	<i>Cumulative Percent</i>
Valid	Yes	8	32.0	32.0
	No	17	68.0	100.0
Total		25	100.0	

1. Substantive content

15. All the respondents (100 per cent) considered that the training course satisfied their expectations.

16. Regarding the relevance of the training for participants' work, 100 per cent considered that the topics and presentations were highly useful (59.3 per cent) or useful (40.7 per cent), while 96.3 per cent affirmed that the recommendations given during the training were highly useful (48.1 per cent) or useful (48.1 per cent) for their work, one participant (3.7 per cent) considered it was adequate.

FIGURE 1
PARTICIPANTS' FEEDBACK ON THE SUBSTANTIVE CONTENT OF THE WORKSHOP

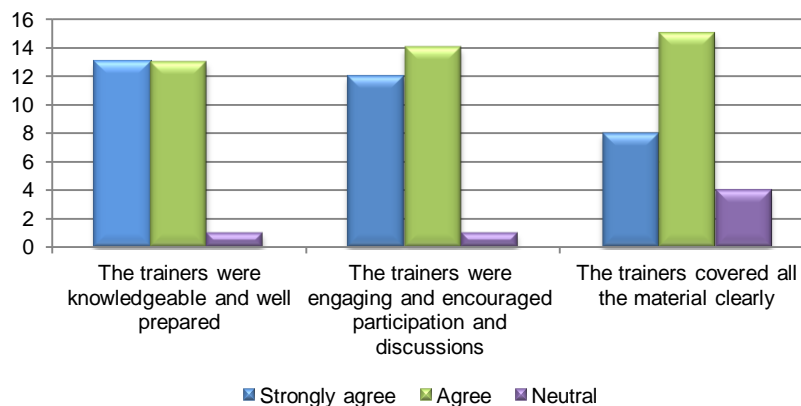


17. Ninety-six per cent of the respondents considered the methodology highly useful (51.9 per cent) or useful (44.4 per cent) for their work, and 100 per cent agreed that the presentation of other countries' experiences and good practices was highly useful (55.6 per cent) or useful (44.4 per cent) (Figure 1). In this regard, 37 per cent considered it *very likely* that they use the newly acquired knowledge in their daily work; an additional 55.6 per cent considered it *likely* that they apply the methodology in their work. Two participants were *neutral* (7.4 per cent).

18. Ninety-two per cent of the respondents considered the course highly useful (48.1 per cent) or useful (44.4 per cent) in introducing them to new approaches, techniques and concepts. Similarly, 100 per cent of the participants agreed that the training was highly useful (70.4 per cent) or useful (29.6 per cent) in strengthening their knowledge of disaster assessment.

19. As regards to the quality of the training, 96.3 per cent of the respondents strongly agreed (48.1 per cent) or agreed (48.1 per cent) that the trainers were knowledgeable and well prepared. Likewise, 85.2 per cent considered that all the materials were covered clearly (figure 2).

FIGURE 2
PARTICIPANTS' FEEDBACK ON THE FACILITATORS OF THE WORKSHOP



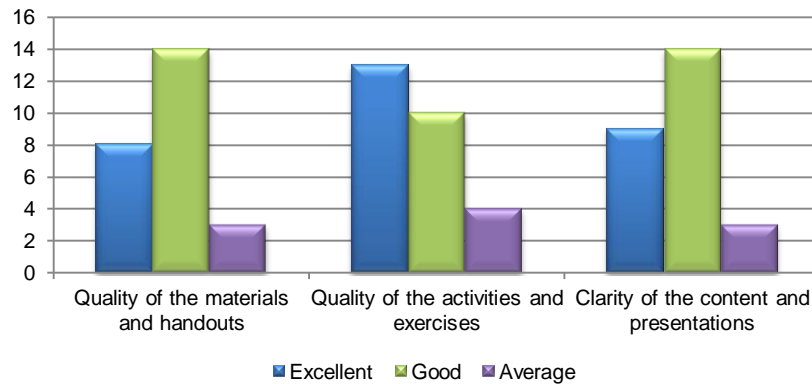
2. Organization of the course

20. Participants were asked to rate specific elements of the organization of the course using a 5-point scale. Seventy-six per cent of the respondents agreed that the location of the training was convenient, while 96.3 per cent considered that the space was comfortable and conducive to learning.

21. Most respondents (88 per cent) rated the quality of the materials and handouts as excellent or good. Likewise, 85.2 per cent of the participants rated the quality of the activities and exercises as excellent (48.1 per cent) or good (37 per cent) (figure 3).

22. Regarding the pace and structure of the sessions, 81.5 per cent of the participants agreed that it was excellent (40.7 per cent) or good (40.7 per cent), and 5 participants (18.5 per cent) rated it as adequate. Finally, most respondents rated the clarity of the contents and presentations as good (51.9 per cent) and 33.3 per cent rated it as excellent.

FIGURE 3
PARTICIPANTS' VIEWS ON THE ORGANIZATION OF THE WORKSHOP



3. Responses and comments to open-ended questions

23. Among the general responses received to open-ended questions were the following:

What do you consider the most significant outcomes of the course?

- Type of useful baseline data required to conduct an assessment in the different sectors
- Importance of collecting baseline data and of gathering information before a disaster
- Usefulness of the assessment to inform disaster management and recovery policies
- Application of the methodology and introduction to key concepts (damage, loss, additional costs)
- It is useful to have one standardized methodology for multiple sectors
- Understanding the effects and impacts of a disaster in a country's economy
- Importance of incorporating private and public stakeholders during the recovery process
- Awareness

Strengths of the training

- The facilitators were knowledgeable
- Understanding of the application of the methodology through various exercises
- Use of local examples for Trinidad and Tobago

- Robust materials and clear presentations
- Facilitators ensured participants fully understood the methodology
- Sharing of international experiences and practical examples
- The methodology was presented in a simple manner, easy to follow
- Practical application of the methodology
- All questions were satisfactorily answered

Areas of improvement

- Some slides had too much information
- Provide more specific examples on Trinidad and Tobago. and the Caribbean
- Provide more time for the macroeconomic impact presentation
- Improve the slides to make presentations more interactive (use diagrams, graphs, tables, etc)
- Provide more time to develop the exercises and the explanations

E. CONCLUSIONS

24. Overall, the training was highly valued, and the participants' responses reflected a high level of satisfaction with the content of the course. Participants appreciated the practical application of the methodology to assess damages and losses, the clear differentiation between effects (damage, loss and additional costs) and impact, and the use of examples to illustrate it. Participants highly appreciated the use of practical exercises to reinforce the use of concepts and of the methodology. They also understood the importance of collecting sectoral data permanently in order to have reliable baseline information in case of a disaster.

25. Participants commended the organizers on the content of the course since it not only highlighted the importance of damage and loss assessments, but also demonstrated the importance of disaster risk reduction by incorporating cross-sector measures to reduce vulnerabilities. Participants, however, noted the need to allocate more time to develop the practical exercises, as well as to incorporate more specific data and cases on Trinidad and Tobago.

Annex I**LIST OF PARTICIPANTS**

Denise Anderson, Regional Coordinator, Office of Disaster Preparedness and Management (ODPM).
E-mail: danderson@mns.gov.tt

Sarah Baal, Regional Coordinator, Office of Disaster Preparedness and Management (ODPM).
E-mail: sbaal@mns.gov.tt

Mintra Balchand, Regional Coordinator, Office of Disaster Preparedness and Management (ODPM).
E-mail: mbalchand@mns.gov.tt

Fernando Branger, Senior Executive, Development Bank of Latin America (CAF).
E-mail: fbranger@caf.com

Anthony Chadee, Risk and Business Continuity, Water and Sewerage Authority of Trinidad and Tobago (WASA). E-mail: chad9491@wasa.gov.tt

Nicole Chaitan-Kissoon, Planning Officer, Ministry of Planning and Development.
E-mail: Nicole.CKissoon@planning.gov.tt

Roma Collymore, Planning Officer, Ministry of Agriculture. E-mail: romacolly3@hotmail.com

Linda Gajadhar, Warehouse Assistant, Office of Disaster Preparedness and Management (ODPM).
E-mail: lgajadhar@mns.gov.tt

Trisandhi Gosine, Projects Officer, Office of Disaster Preparedness and Management (ODPM).
E-mail: tgosine@mns.gov.tt

Rointra Hosein, Health, Safety and Environment, Ministry of Energy and Energy Industries.
E-mail: rhosein@enery.gov.tt

Mechelle Jack, Safety, Health and Environment Officer, Telecommunications Services of Trinidad and Tobago (TSTT). E-mail: mjack@tstt.co.tt

Rehanna Jadoo, Project Coordinator, Office of Disaster Preparedness and Management (ODPM).
E-mail: rjadoo@mns.gov.tt

Shanna Jaggernauth, Research Assistant, Office of Disaster Preparedness and Management (ODPM).
E-mail: sjaggernauth@mns.gov.tt

Kafi Johnson Licorish, Research Officer, Ministry of Tourism. E-mail: licorishk@tourism.com

Shaina Khan, Operations Assistant, Office of Disaster Preparedness and Management (ODPM).
E-mail: shainakhan@mns.gov.tt

Jean Paul Laveau, Facilities Officer, Office of Disaster Preparedness and Management (ODPM).
E-mail: jlaveau@mns.gov.tt

Eric Mackie, Regional Coordinator, Office of Disaster Preparedness and Management (ODPM).
E-mail: Emackie@mns.gov.tt

Candice Ramkissoon, GIS Officer, Office of Disaster Preparedness and Management (ODPM).
E-mail: cramkissoon@mns.gov.tt

Shoba Sahadeo, Engineer, Emergency Planning Department, Water and Sewerage Authority of Trinidad and Tobago (WASA). E-mail: saha1048@wasa.gov.tt

Christopher Saith, Chief Public Health Inspector, Ministry of Health.
E-mail: christopher.saith@health.gov.tt

Samantha Sharma, Planning Division, Ministry of Education. E-mail: samantha.sharma@hotmail.com

Eden Sookdar, Trainee, Office of Disaster Preparedness and Management (ODPM).
E-mail: esookdar@mns.gov.tt

Joanna St. Bernard, Accounting Assistant, Office of Disaster Preparedness and Management (ODPM).
E-mail: jstbernard@mns.gov.tt

Joanna Wilson, Community Outreach Officer, Office of Disaster Preparedness and Management (ODPM). E-mail: jwilson@mns.gov.tt

**Economic Commission for Latin America and the Caribbean
Subregional headquarters for the Caribbean**

Omar Bello, Coordinator, Sustainable Development and Disaster Unit. E-mail: omar.bello@eclac.org

Francis Jones, Population Affairs Officer, Statistics and Social Development Unit.
E-mail: francis.jones@eclac.org

Michael Milligan, Associate Economic Affairs Officer. E-mail: Michael.milligan@eclac.org

Leda Peralta, Associate Environmental Affairs Officer, Sustainable Development and Disaster Unit.
E-mail: leda.peralta@eclac.org

Robert Williams, Associate Information Management Officer, Caribbean Knowledge Management Centre. E-mail: Robert.williams@eclac.org

Dale Alexander, Computer Information Assistant, Programme Support Unit.
E-mail: dale.alexander@eclac.org

Candice Gonzales, Research Assistant, Statistics and Social Development Unit.
E-mail: candice.gonzales@eclac.org

Machel Pantin, Research Assistant, Economic Development Unit. E-mail: machel.pantin@eclac.org

Nyasha Skerrette, Research Assistant, Economic Development Unit. E-mail: nyasha.skerrete@eclac.org

Elizabeth Thorne, Research Assistant, Sustainable Development and Disaster Unit.
E-mail: Elizabeth.thorne@eclac.org

Annex II**EVALUATION FORM****Evaluation Form
Training Course: Disaster Assessment Methodology****Place
Date****WORKSHOP EVALUATION**

In an effort to assess the effectiveness and impact of this training course, kindly complete the following evaluation form. Your responses will be invaluable in providing feedback on the overall workshop, identifying areas of weakness and help improve the organization of future courses.

Sex

- Female
 Male

Country of origin: _____**Institution(s) you represent:** _____**Title/Position:** _____

1. Have you received training in disaster assessment prior to this course? Yes No

2. Content Delivery & Organization	Very Good	Good	Adequate	Below Average	Poor
Pace and structure of the sessions	[]	[]	[]	[]	[]
Quality of reference materials and handouts	[]	[]	[]	[]	[]
Quality of activities and exercises	[]	[]	[]	[]	[]
Clarity of the content and presentations	[]	[]	[]	[]	[]
How would you rate the course overall?	[]	[]	[]	[]	[]
3. Facilitator	Strongly Agree	Agree	Neutral	Disagree	Strongly Disagree
The trainers were knowledgeable and well prepared	[]	[]	[]	[]	[]
The trainers were engaging and encouraged questions and participation	[]	[]	[]	[]	[]
The trainers covered all the material clearly	[]	[]	[]	[]	[]
4. Facilities	Strongly Agree	Agree	Neutral	Disagree	Strongly Disagree
The location of the training was convenient	[]	[]	[]	[]	[]

The training space was comfortable and conducive to learning [] [] [] [] []

5. Impact	Highly Useful	Useful	Adequate	Inadequate	Highly Inadequate
Relevance of the topics and presentations for your work	[]	[]	[]	[]	[]
Relevance of the recommendations for your work	[]	[]	[]	[]	[]
Introduction to new approaches and techniques	[]	[]	[]	[]	[]
Strengthening of knowledge about disaster assessment	[]	[]	[]	[]	[]
Usefulness of the methodology for your work	[]	[]	[]	[]	[]
Usefulness of the experiences and good practices for your country	[]	[]	[]	[]	[]

6. Did the training meet your expectations? Yes [] No []

7. What is the likelihood of using what you learned in this training?

Very Likely	Likely	Neutral	Unlikely	Highly Unlikely
[]	[]	[]	[]	[]

8. What were the most important outcomes/ recommendations of the course?

9. Strengths of the training:

10. Areas of improvement:

11. Any other comments:

THANK YOU!!

Annex III**RESPONSES TO CLOSE-ENDED QUESTIONS****Table 1. Sex**

		<i>Frequency</i>	<i>Valid Percent</i>	<i>Cumulative Percent</i>
Valid	Female	21	77.8	77.8
	Male	6	22.2	100.0
Total		27	100.0	

Table 2. Prior training in disaster assessment

		<i>Frequency</i>	<i>Valid Percent</i>	<i>Cumulative Percent</i>
Valid	Yes	8	32.0	32.0
	No	17	68.0	100.0
Total		25	100.0	

Table 3. Pace and structure of the sessions

		<i>Frequency</i>	<i>Valid Percent</i>	<i>Cumulative Percent</i>
Valid	Excellent	11	40.7	40.7
	Good	11	40.7	81.5
	Adequate	5	18.5	100.0
Total		27	100.0	

Table 4. Quality of the materials and handouts

		<i>Frequency</i>	<i>Valid Percent</i>	<i>Cumulative Percent</i>
Valid	Excellent	8	32.0	32.0
	Good	14	56.0	88.0
	Adequate	3	12.0	100.0
Total		25	100.0	

Table 5. Quality of the activities and exercises

		<i>Frequency</i>	<i>Valid Percent</i>	<i>Cumulative Percent</i>
Valid	Excellent	13	48.1	48.1
	Good	10	37.0	85.2
	Adequate	4	14.8	100.0
Total		27	100.0	

Table 6. Clarity of the content and presentations

		<i>Frequency</i>	<i>Valid Percent</i>	<i>Cumulative Percent</i>
Valid	Excellent	9	33.3	33.3
	Good	14	51.9	85.2
	Adequate	3	11.1	96.3
	Below average	1	3.7	100.0
Total		27	100.0	

Table 7. Overall rate of the course

		<i>Frequency</i>	<i>Valid Percent</i>	<i>Cumulative Percent</i>
Valid	Excellent	11	40.7	40.7
	Good	15	55.6	96.3
	Adequate	1	3.7	100.0
Total		27	100.0	

Table 8. The trainers were knowledgeable and well prepared

		<i>Frequency</i>	<i>Valid Percent</i>	<i>Cumulative Percent</i>
Valid	Strongly agree	13	48.1	48.1
	Agree	13	48.1	96.3
	Neutral	1	3.7	100.0
Total		27	100.0	

Table 9. The trainers were engaging and encouraged participation and discussions

		<i>Frequency</i>	<i>Valid Percent</i>	<i>Cumulative Percent</i>
Valid	Strongly agree	12	44.4	44.4
	Agree	14	51.9	96.3
	Neutral	1	3.7	100.0
Total		27	100.0	

Table 10. The trainers covered all the material clearly

		<i>Frequency</i>	<i>Valid Percent</i>	<i>Cumulative Percent</i>
Valid	Strongly agree	8	29.6	29.6
	Agree	15	55.6	85.2
	Neutral	4	14.8	100.0
Total		27	100.0	

Table 11. The location of the training was convenient

		<i>Frequency</i>	<i>Valid Percent</i>	<i>Cumulative Percent</i>
Valid	Strongly agree	12	44.4	44.4
	Agree	6	22.2	66.7
	Neutral	5	18.5	85.2
	Disagree	4	14.8	100.0
Total		27	100.0	

Table 12. The training space was comfortable and conducive to learning

		<i>Frequency</i>	<i>Valid Percent</i>	<i>Cumulative Percent</i>
Valid	Strongly agree	14	51.9	51.9
	Agree	12	44.4	96.3
	Neutral	1	3.7	100.0
Total		27	100.0	

Table 13. Relevance of the topics and presentations for your work

		<i>Frequency</i>	<i>Valid Percent</i>	<i>Cumulative Percent</i>
Valid	Highly useful	16	59.3	59.3
	Useful	11	40.7	100.0
	Total	27	100.0	

Table 14. Relevance of the recommendations for your work

		<i>Frequency</i>	<i>Valid Percent</i>	<i>Cumulative Percent</i>
Valid	Highly useful	13	48.1	48.1
	Useful	13	48.1	96.3
	Adequate	1	3.7	100.0
	Total	27	100.0	

Table 15. Introduction to new approaches, techniques and concepts

		<i>Frequency</i>	<i>Valid Percent</i>	<i>Cumulative Percent</i>
Valid	Highly useful	13	48.1	48.1
	Useful	12	44.4	92.6
	Adequate	2	7.4	100.0
	Total	27	100.0	

Table 16. Strengthening of knowledge about disaster assessment

		<i>Frequency</i>	<i>Valid Percent</i>	<i>Cumulative Percent</i>
Valid	Highly useful	19	70.4	70.4
	Useful	8	29.6	100.0
	Total	27	100.0	

Table 17. Usefulness of the methodology for your work

		<i>Frequency</i>	<i>Valid Percent</i>	<i>Cumulative Percent</i>
Valid	Highly useful	14	51.9	51.9
	Useful	12	44.4	96.3
	Adequate	1	3.7	100.0
	Total	27	100.0	

Table 18. Usefulness of the experiences and good practices for your country

		<i>Frequency</i>	<i>Valid Percent</i>	<i>Cumulative Percent</i>
Valid	Highly useful	15	55.6	55.6
	Useful	12	44.4	100.0
	Total	27	100.0	

Table 19. Did the training meet your expectations?

		<i>Frequency</i>	<i>Valid Percent</i>	<i>Cumulative Percent</i>
Valid	Yes	27	100.0	100.0

Table 20. What is the likelihood of using what you learned in this training?

		<i>Frequency</i>	<i>Valid Percent</i>	<i>Cumulative Percent</i>
Valid	Very likely	10	37.0	37.0
	Likely	15	55.6	92.6
	Neutral	2	7.4	100.0
Total		27	100.0	