



UNITED NATIONS



Economic Commission for Latin America and the Caribbean
Subregional Headquarters for the Caribbean

Training course on disaster assessment methodology
14-16 October 2015
Moyobamba, Peru
19-21 October 2015
Piura, Peru

LIMITED
LC/CAR/L.480
5 November 2015
ORIGINAL: ENGLISH

EVALUATION REPORT OF THE TRAINING COURSE ON DISASTER ASSESSMENT METHODOLOGY

This report has been reproduced without formal editing.

CONTENTS

A.	INTRODUCTION	1
B.	ATTENDANCE	1
1.	Place and date of the training course	1
2.	Attendance	1
C.	SUMMARY OF KEY OUTCOMES OF THE TRAINING COURSE	2
D.	SUMMARY OF EVALUATION	2
1.	Substantive content	2
2.	Organization of the course	4
3.	Responses and comments to open-ended questions	4
E.	CONCLUSIONS	5
	Annex I List of participants	6
	Annex II Evaluation form	12
	Annex III Responses to close-ended questions	14

A. INTRODUCTION

1. The Economic Commission for Latin America and the Caribbean (ECLAC) has been a pioneer in the field of disaster assessment and in the development and dissemination of the Disaster Assessment Methodology. The organization's history in assessing disasters started in 1972 with the earthquake that struck Managua, Nicaragua. Since then, ECLAC has led more than 90 assessments of the social, environmental and economic effects and impacts of disasters in 28 countries in the region.
2. The Sustainable Development and Disasters Unit provides expert assistance in disaster assessment and disaster risk reduction to Caribbean states and to all countries across Latin America. Understanding that assessing the effects and impacts of disasters is critical to the Latin American and Caribbean countries the unit has started a new cycle of training courses.
3. The training is designed for policymakers and professionals involved directly with disaster risk management and risk reduction. Additionally, and since the methodology follows a comprehensive approach, it is also designed for sector specialists, providing a multisectoral overview of the situation after a disaster, as well as an economic estimate of the damages, losses and additional costs.
4. On the other hand, when formulating and estimating the financial requirements of a recovery and reconstruction strategy, it is essential to have quantitative information on the effects and impacts of the disaster and estimates of the economic cost it represents. A general description of the impact of disasters and quantification and valuation of the damage, losses and additional costs they entail provide a gauge of what resources are essential for re-establishing the functionality of economic and social activities and for making the investments needed to enhance the resilience of physical, economic and social infrastructure against future such events, with a view to reducing vulnerability in the long term. In this regard, for ECLAC it is necessary to train not only sector specialists, but also representatives from policymaking institutions, such as Ministries of Finance and Planning, which would be responsible for recovery and reconstruction strategies, but also for introducing disaster risk reduction policies nationwide.
5. As part of their national efforts to reduce disaster risk and improve disaster management, the Government of Peru, through the National Center for Estimation, Prevention and Disaster Risk Reduction (CENEPRED for its acronym in Spanish) requested two training sessions for the regions of San Martin and Piura. In support of CENEPRED's strategy, ECLAC has trained staff in Lima, as well as local staff in three regions, namely Cusco, San Martin and Piura.

B. ATTENDANCE

1. Place and date of the training course

6. The first training session on the "Disaster Assessment Methodology" was held from 14 to 16 October 2015, in Moyobamba, Peru. The second session was held from 19 to 21 October 2015, in Piura, Peru.

2. Attendance

7. The training course targeted municipal and regional staff, as well as sector specialists and participants from policymaking institutions present in the regions. Participants included representatives from the municipal and regional governments, as well as sectoral specialists from institutions of research, health, education, agriculture, environment, commerce and tourism, energy and mining, and transportation. Participants from the private and academic sectors also attended the training course.

8. The course was facilitated by the Coordinator and the Environmental Affairs Officer of the Sustainable Development and Disaster Unit, and the Population Affairs Officer of the Statistics and Social Development Unit of ECLAC subregional headquarters for the Caribbean.

C. SUMMARY OF KEY OUTCOMES OF THE TRAINING COURSE

9. Participants were trained in various sectors of the Disaster Assessment Methodology. Both training sessions were identical in regards to their content. On the first day, the course focused on the social sector: (1) introduction and basic concepts, (2) affected population, and (3) education. During the second day, participants were introduced to two more social subsectors and infrastructure: (4) housing, (5) health, (6) transportation, and (7) water and sanitation. The third day focused on the productive sector: (8) agriculture and livestock, (9) manufacturing and (10) macroeconomic impacts. A brief presentation on the effects and impacts of armed conflicts was also shared with the participants to demonstrate the usefulness and versatility of the disaster assessment methodology.

10. Country experiences were used during the presentations to clarify the application and usability of the methodology. ECLAC's experiences and assessments in Chile, Colombia, Costa Rica, Haiti, Peru and other countries were used as examples throughout the workshops.

11. In order to help participants understand the practical use of the methodology, exercises were prepared for the following modules: (1) introduction and basic concepts, (2) education, (3) housing, (4) health, (5) transportation, and (6) water and sanitation.

D. SUMMARY OF EVALUATION

12. This section of the report presents a summary of the comments provided by participants on the final day of the training. To elicit participants' feedback on diverse aspects of the course, an evaluation questionnaire was administered. The summary presents an account of all responses received from the participants.

13. The evaluation summary provided an account of participants' views of various aspects of the training course on the disaster assessment methodology. Sixty-seven participants responded to the evaluation questionnaire; of which 16 (23.9 per cent) were female and 51 (76.1 per cent) were male. The full list of participants is annexed to the report.

14. Most participants were sector specialists from municipal and regional governments and worked in diverse areas of disaster risk management. Most participants had received training on disaster assessment (63.3 per cent), and 22 persons (36.7 per cent) had never received training on the subject.

TABLE 1
PRIOR TRAINING IN DISASTER ASSESSMENT

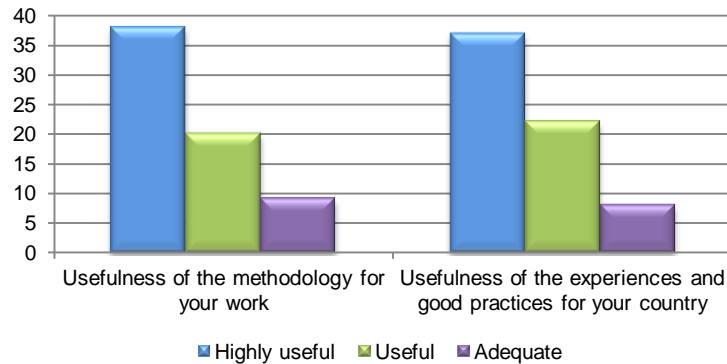
		<i>Frequency</i>	<i>Valid Percent</i>	<i>Cumulative Percent</i>
Valid	Yes	38	63.3	63.3
	No	22	36.7	100.0
Total		60	100.0	

1. Substantive content

15. All the respondents (100 per cent) considered that the training course satisfied their expectations.

16. Regarding the relevance of the training for participants' work, 94 per cent considered that the topics and presentations were highly useful (56.7 per cent) or useful (37.3 per cent), while 92.5 per cent affirmed that the recommendations given during the training were highly useful (53.7 per cent) or useful (38.8 per cent) for their work, five participants (7.5 per cent) considered it adequate.

FIGURE 1
PARTICIPANTS' FEEDBACK ON THE SUBSTANTIVE CONTENT OF THE WORKSHOP

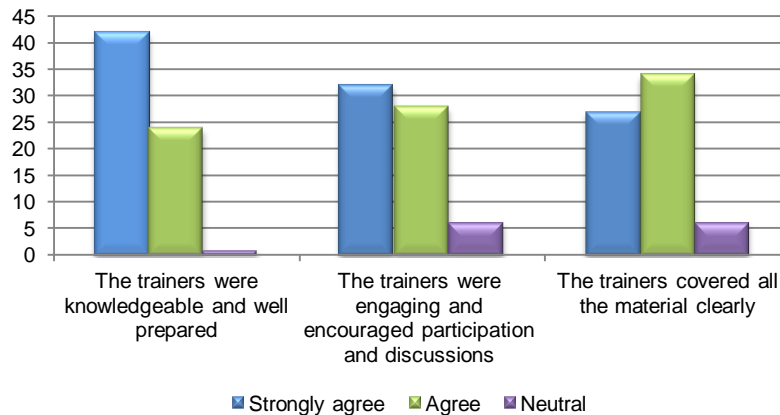


17. Eighty-six per cent of the respondents considered the methodology highly useful (56.7 per cent) or useful (29.9 per cent) for their work, while 13.4 per cent considered it adequate. Eighty-eight per cent agreed that the presentation of other countries' experiences and good practices was highly useful (55.2 per cent) or useful (32.8 per cent) (figure 1). In this regard, 49.3 per cent considered it *very likely* that they use the newly acquired knowledge in their daily work; an additional 47.8 per cent considered it *likely* that they apply the methodology in their work. Two participants were *neutral* (3 per cent).

18. Eighty-nine per cent of the respondents considered the course highly useful (58.2 per cent) or useful (31.3 per cent) in introducing them to new approaches, techniques and concepts. Similarly, 94 per cent of the participants agreed that the training was highly useful (73.1 per cent) or useful (17.9 per cent) in strengthening their knowledge of disaster assessment.

19. As regards to the quality of the training, 98.5 per cent of the respondents strongly agreed (67.2 per cent) or agreed (35.8 per cent) that the trainers were knowledgeable and well prepared. Likewise, 91 per cent considered that all the materials were covered clearly (figure 2).

FIGURE 2
PARTICIPANTS' FEEDBACK ON THE FACILITATORS OF THE WORKSHOP



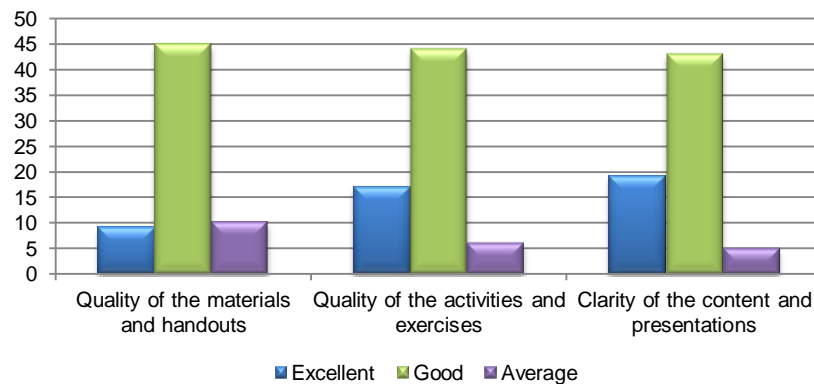
2. Organization of the course

20. Participants were asked to rate specific elements of the organization of the course using a 5-point scale. Ninety- seven per cent of the respondents strongly agreed or agreed that the location of the training was convenient; the same percentage considered that the space was comfortable and conducive to learning.

21. Most respondents (81.8 per cent) rated the quality of the materials and handouts as excellent or good. Likewise, 91 per cent of the participants rated the quality of the activities and exercises as excellent (48.1 per cent) or good (37 per cent) (figure 3).

22. Regarding the pace and structure of the sessions, 81.5 per cent of the participants agreed that it was excellent (25.4 per cent) or good (67.5 per cent), 10 participants (15.2 per cent) rated it as adequate, and 2 as below average. It is worth noting that, due to connectivity issues, materials could not be distributed to the participants by the end of each day. Finally, most respondents rated the clarity of the content and presentations as good (64.2 per cent) and 28.4 per cent rated it as excellent.

FIGURE 3
PARTICIPANTS' VIEWS ON THE ORGANIZATION OF THE WORKSHOP



3. Responses and comments to open-ended questions

23. Among the general responses received to open-ended questions were the following:
What do you consider the most significant outcomes of the course?

- Importance of collecting baseline data for each sector
- Importance of defining the affected area and population
- Application of the methodology
- Introduction to key concepts (damage, loss, additional costs)
- It is useful to have one standardized methodology for multiple sectors
- Understanding the effects and impacts of a disaster in a country's economy
- Importance of the recovery and reconstruction processes
- Awareness

Strengths of the training

- The facilitators were knowledgeable and interacted with the participants
- Understanding of the application of the methodology through various exercises

- Sharing of international experiences and practical examples
- Practical application of the methodology and its concepts
- Need to strengthen data collection in each region
- Need to strengthen prevention and disaster risk reduction in regional policies

Areas of improvement

- Provide more practical examples
- Provide more time for the macroeconomic impact presentation
- Incorporation of the environmental sector
- Provide more time to develop the exercises and the explanations
- Suggest additional sources of information on disaster assessment
- Incorporate cases based on types of disasters

E. CONCLUSIONS

24. Overall, the training was highly valued, and the participants' responses reflected a high level of satisfaction with the content of the course. Participants appreciated the practical application of the methodology to assess damages and losses, the clear differentiation between effects (damage, loss and additional costs) and impact, and the use of examples to illustrate it. Participants highly appreciated the use of practical exercises to reinforce the use of concepts and of the methodology. They also understood the importance of collecting sectoral data permanently in order to have reliable baseline information in case of a disaster.

25. Participants commended the organizers on the content of the course, since it not only highlighted the importance of damage and loss assessments, but also demonstrated the importance of disaster risk reduction by incorporating cross-sector measures to reduce vulnerabilities. Participants, however, noted the need to allocate more time to develop the practical exercises. It is necessary to note that CENEPRED organized 5-hour daily sessions, which constrained the previously approved agenda proposed by ECLAC.

Annex I**LIST OF PARTICIPANTS**

14-16 October 2015

Moyobamba, Peru

Marcel Alvarado Muñoz, Zoning Specialist Regional Environmental Authority- Executive Directorate of Land Management (ARA-DEGT). E-mail: marcel.alvarado30@gmail.com

Julio Arbayza Orderique, Director, National Directorate of Security and Defence. E-mail: juliocesarabayza@hotmail.com

Javier Bardalez Casique, Technical Specialist, National Directorate of Security and Defence. E-mail: jbardalez05@hotmail.com

Carlos Alejandro Bocanegra Aguilar, Office of Construction and Housing, Regional Health Office - San Martin (DIRES-SM). E-mail: drvez_sm@hotmail.com

Roberto Chavez Marin, Deputy Manager of Strategic Planning and Regional Statistics, Regional Government of San Martin. E-mail: robertmarin25@gmail.com

Elia Aracely Cordova Calle, Advisor, Regional Council of San Martin. Email: eliacc2@hotmail.com

Moises Erazo Vidarte, Technical Secretary Civil Defence, Municipality of Nueva Cajamarca. E-mail: morvimosh@hotmail.com

Monica Fernandez Vasquez, Evaluator, Regional Government. E-mail: moni_fe45@hotmail.com

Marco Antonio Flores Reategui, Director, Regional Office of Agriculture - San Martin. E-mail: mfloresreategui@gmail.com

Wilson Garate Piña, Education Specialist, Regional Education Office- San Martin (DRE-SM). E-mail: wigepi2@hotmail.com

Alfredo Gonzales Sandoval, Citizen Security and Civil Defence Management, Municipality of Rioja. E-mail: algosa22@hotmail.com

Ebert Eduardo Gonzales Tello, Development Manager, Municipality of Yantalo. E-mail: gostelenlinea@hotmail.com

Magna Consuelo López del Castillo, GIS Specialist, Special Project Huallaga Central and Bajo Mayo. E-mail: mlopez@pehcbm.gob.pe

Jarvey Lozano Vasquez, Regional Directorate of Tourism San Martin. E-mail: jarveylv419@hotmail.com

Zoila Ysabel Malqui Guevara, Coordinator Emergency Operations Center, Rural Hospital of Nueva Cajamarca. E-mail: zmalquiguevara@gmail.com

Juvenal Medina Rengifo, Regional Coordinator, CENEPRED San Martin Regional Office. E-mail: jmedina@cenepred.gob.pe

Pablo Mesia Barbaran, Education Specialist, Regional Education Office- San Martin (DRE-SM).
E-mail: pameba39@hotmail.com

Elidelgio Mori Trigos, Advisor, Special Project Alto Mayo. E-mail: elymori29@hotmail.com

Jaime Francisco Ortiz Tuesta, Technical Secretary Civil Defence, Municipality of Tocache.
E-mail: jmllop_03@hotmail.com

Pedro Panaifo Panduro, Technical Secretary Civil Defence, Municipality of Sauce.
E-mail: cprforestal@hotmail.com

Carlos Panduro Ruiz, Technical Secretary Civil Defence, Municipality of Moyobamba.
E-mail: cprforestal@hotmail.com

Angelito Paredes Rodriguez, Technical Secretary Civil Defence, Municipality of Picota.
E-mail: dangelo_38@yahoo.com

Angel Payé Mesía, Control, Health Operations Office Bajo Bayo.
E-mail: angel_payemesia@hotmail.com

Ernesto Peña Robalino, Technical Secretary Civil Defence, Municipality of Moyobamba.
E-mail: eprobelino123@gmail.com

Marllori Pichi Robalino, Evaluator, Regional Office for Economic Development.
E-mail: maryorit_27@hotmail.com

Luis Guillermo Reynoso Calderon, Evaluator, Regional Education Office- San Martin (DRE-SM).
E-mail: luisrc2006@gmail.com

Jorge Augusto Rios Perez, Specialist in Humanitarian Response, National Directorate of Security and Defence. E-mail: jrp_arqui@hotmail.com

Marcos Antonio Rios Romero, Technical Coordinator, Special Project Alto Mayo, Regional Government of San Martin, E-mail: marcorios55@hotmail.com

Marilyn Rivera Briones, Environmental Management, Special Project Alto Mayo.
E-mail: maribripe@hotmail.com

Julio Enrique Romero Cholan, Manager, Mayo Subregion. E-mail: erocho@hotmail.com

Filber Tuanama Tapullima, Technical Secretary Civil Defence, Municipality of Chipurana.
E-mail: fitutacom@gmail.com

Ayler Tulumba Castro, Management Unit, Regional Health Office- San Martin (DIRES-SM).
E-mail: aylertc031019@hotmail.com

Rosa Dolibeth Vasquez Laines, Planner, Regional Government of San Martin.
E-mail: dolibeth_017@hotmail.com

Karina M. Vela Noriega, Specialist in Humanitarian Response, National Directorate of Security and Defence. E-mail: karisma_26_17@hotmail.com

Wilberto Villanueva Diaz, Management Unit, Municipality el Dorado. E-mail: wividy@hotmail.com

**Economic Commission for Latin America and the Caribbean
Subregional headquarters for the Caribbean**

Omar Bello, Coordinator, Sustainable Development and Disaster Unit. E-mail: omar.bello@eclac.org

Francis Jones, Population Affairs Officer, Statistics and Social Development Unit.
E-mail: francis.jones@eclac.org

Leda Peralta, Associate Environmental Affairs Officer, Sustainable Development and Disaster Unit.
E-mail: leda.peralta@eclac.org

LIST OF PARTICIPANTS

19-21 October 2015

Piura, Peru

José Alberca Gutierrez, Artisanal Fisheries, Regional Directorate of Production (DIREPRO).
E-mail: rialgu30@yahoo.es

Julio Humberto Albuja Ramírez, Project Management, Transportation and Communication Management.
E-mail: jalbuja@geresalambayeque.gob.pe, ing_albuja@hotmail.com

Gerardo Alvarado Payza, Infrastructure Management Office, Subregion Luciano Castillo Colona, e-mail:
galvarado@regionpiura.gob.pe

Errol Aponte Guerrero, Coordinator, Regional Government of Piura. E-mail: eaponte@regionpiura.gob.pe

Cecilia Arrieta La Torre, Infrastructure Management Office, Subregion Luciano Castillo Colona.
E-mail: marrieta@regionpiura.gob.pe

Ana Cecilia Bocanegra Santisteban, Specialist, Emergency Operations Center, Regional Government of Lambayeque. E-mail: ailicecbs@hotmail.com

Marcos Callirgos Coico, Evaluator, Regional Government of Lambayeque. E-mail: marcallirgos@yahoo.com

Manuel Amado Carrión Navarro, Planning Specialist, Risk analysis specialist, Infrastructure Management, Regional Agriculture Office. E-mail: manuelamadoc@gmail.com

Manuel Mateo Carrión Rojas, Engineer, Civil Defence Division, Regional Government of Lambayeque.
E-mail: mcarrion59@gmail.com

Pedro Marcelino Castillo Zavaleta, Agriculture, Association of Engineers. E-mail: pmcazav@yahoo.es

Victor Augusto Chavez Benites, Regional Government of Piura. E-mail: vicaug24@yahoo.com

German Marcial Correa Durand, Engineer, Regional Government of Piura.
E-mail: gcorrea@regionpiura.gob.pe

Eusebio Gerardo Echeandía Razuri, Deputy Manager Civil Defence, Municipality of Talara.
E-mail: egecheandiar@hotmail.com

Carlos Alfredo Exebio Reyes, Project Management, Transportation and Communication Management.
E-mail: carlitosexebio@hotmail.com

Pablo Dilmer Fiestas Godoy, Evaluator, Emergency Operations Center, Regional Government of Piura.
E-mail: oloen538@hotmail.com

Zaira Elizabeth Gamboa Robles, Chief Civil Defence Office, Municipality of Sullana.
E-mail: zairely20009@hotmail.com

Jhony García Mego, Planner, Emergency Operations Center Piura. E-mail: jhgarcía@regionpiura.gob.pe

Juan Garcia Montalvo, Evaluator of Public Investment Projects, Regional Government of Piura.
E-mail: jgarcia@regionpiura.gob.pe

María de Fátima Hoyos Vallejos, Specialist, Disaster Risk Management Office, Regional Government of Lambayeque. E-mail: ftm.hoyos@gmail.com

Daniel Huamanchumo Fiestas, Evaluator, Regional Government of Lambayeque.
E-mail: dahf777@hotmail.com

María Cristina Huamanchumo Leyton, Coordinator Emergency Operations Center, Regional Government of Lambayeque. E-mail: ng.marcris@hotmail.com

Víctor Teodoro Labán Elera, Engineer, Regional Government of Piura.
E-mail: vlaban@regionpiura.gob.pe

Galo León Silva, Specialist, Directorate of Agriculture. E-mail: gleonsilva@hotmail.com

Jorge Llerena Roncal, Coordinator, Transportation and Communication Management.
E-mail: manololler_@hotmail.com

Keler Martín Natsals Solis, Specialist, Regional Health Office. E-mail: kelermartin@hotmail.com

Manuel Mogollón López, Fisheries, Association of Engineers. E-mail: ma_mogollon@hotmail.com

Juan Francisco Moreano Segovia, Engineering and Mining, Association of Engineers.
E-mail: juanf_moreano@hotmail.com

Joel Neira Neira, Specialist, Regional Office of Energy. E-mail: drem@regionpiura.gob.pe

Verónica Shirley Pariacurí Cabrera, Project Management, Regional Health Office.
E-mail: vpariacuri@geresalambayeque.gob.pe

Manuela Piurizaca Ruiz, Project Management Office, Municipality of Morropón. E-mail: mpurizacar27@hotmail.com

Orlando Puican Descalzi, Engineer, Association of Users El Chira. E-mail: orlandopiucan@hotmail.com

Pablo Querevalu Ramirez, Specialist, Disaster Risk Management Office, Municipality of Sullana.
E-mail: paquer1@hotmail.com

Juan Quezada Juárez, Director Environment, Regional Office of Production.
E-mail: jquezadaj@hotmail.com

Niva Azucena Ramírez Peña, Roads Engineer, Directorate of Transportation.
E-mail: nramirez@drtcp.gob.pe

David Reyes León, Director of Planning, Regional Agriculture Office.
E-mail: dreyes@regionpiura.gob.pe

Juan Domingo Saldarriaga Atoche, Specialist, Disaster Risk Management Office, Municipality of Sullana. E-mail: juandomingo116@hotmail.com

Manuel Antonio Suarez Collazos, Project Management, Regional Agriculture Office.
E-mail: msuarezcollazos@yahoo.es

Juan Jose Torres Piscoya, Civil Engineering, Association of Engineers. E-mail: jitopi@hotmail.com

Miguel Augusto Trelles Morante, Deputy Manager Disaster Risk Management, Municipality of Morropón. E-mail: mtrelles_castilla@yahoo.es

Arnulfo Velásquez, Specialist, Directorate of Tourism and Foreign Trade.
E-mail: avelasquez@regionpiura.gob.pe

Manuel Arturo Yerrén Callacná, Chief, Civil Defence Division, Regional Government of Lambayeque.
E-mail: yerrenc@hotmail.com

**Economic Commission for Latin America and the Caribbean
Subregional headquarters for the Caribbean**

Omar Bello, Coordinator, Sustainable Development and Disaster Unit. E-mail: omar.bello@eclac.org

Francis Jones, Population Affairs Officer, Statistics and Social Development Unit.
E-mail: francis.jones@eclac.org

Leda Peralta, Associate Environmental Affairs Officer, Sustainable Development and Disaster Unit.
E-mail: leda.peralta@eclac.org

Annex II**EVALUATION FORM****Evaluation Form
Training Course: Disaster Assessment Methodology****Place
Date****WORKSHOP EVALUATION**

In an effort to assess the effectiveness and impact of this training course, kindly complete the following evaluation form. Your responses will be invaluable in providing feedback on the overall workshop, identifying areas of weakness and help improve the organization of future courses.

Sex

- Female
 Male

Country of origin: _____**Institution(s) you represent:** _____**Title/Position:** _____

1. Have you received training in disaster assessment prior to this course? Yes No

2. Content Delivery & Organization	Very Good	Good	Adequate	Below Average	Poor
Pace and structure of the sessions	[]	[]	[]	[]	[]
Quality of reference materials and handouts	[]	[]	[]	[]	[]
Quality of activities and exercises	[]	[]	[]	[]	[]
Clarity of the content and presentations	[]	[]	[]	[]	[]
How would you rate the course overall?	[]	[]	[]	[]	[]
3. Facilitator	Strongly Agree	Agree	Neutral	Disagree	Strongly Disagree
The trainers were knowledgeable and well prepared	[]	[]	[]	[]	[]
The trainers were engaging and encouraged questions and participation	[]	[]	[]	[]	[]
The trainers covered all the material clearly	[]	[]	[]	[]	[]
4. Facilities	Strongly Agree	Agree	Neutral	Disagree	Strongly Disagree
The location of the training was convenient	[]	[]	[]	[]	[]

The training space was comfortable and conducive to learning [] [] [] [] []

5. Impact	Highly Useful	Useful	Adequate	Inadequate	Highly Inadequate
Relevance of the topics and presentations for your work	[]	[]	[]	[]	[]
Relevance of the recommendations for your work	[]	[]	[]	[]	[]
Introduction to new approaches and techniques	[]	[]	[]	[]	[]
Strengthening of knowledge about disaster assessment	[]	[]	[]	[]	[]
Usefulness of the methodology for your work	[]	[]	[]	[]	[]
Usefulness of the experiences and good practices for your country	[]	[]	[]	[]	[]

6. Did the training meet your expectations? Yes [] No []

7. What is the likelihood of using what you learned in this training?

Very Likely	Likely	Neutral	Unlikely	Highly Unlikely
[]	[]	[]	[]	[]

8. What were the most important outcomes/ recommendations of the course?

9. Strengths of the training:

10. Areas of improvement:

11. Any other comments:

THANK YOU!!

Annex III**RESPONSES TO CLOSE-ENDED QUESTIONS****Table 1. Sex**

		<i>Frequency</i>	<i>Valid Percent</i>	<i>Cumulative Percent</i>
Valid	Female	16	23.9	23.9
	Male	51	76.1	100.0
Total		67	100.0	

Table 2. Prior training in disaster assessment

		<i>Frequency</i>	<i>Valid Percent</i>	<i>Cumulative Percent</i>
Valid	Yes	38	63.3	63.3
	No	22	36.7	100.0
Total		60	100.0	

Table 3. Pace and structure of the sessions

		<i>Frequency</i>	<i>Valid Percent</i>	<i>Cumulative Percent</i>
Valid	Excellent	16	23.9	23.9
	Good	48	71.6	95.5
	Adequate	3	4.5	100.0
	Total	67	100.0	

Table 4. Quality of the materials and handouts

		<i>Frequency</i>	<i>Valid Percent</i>	<i>Cumulative Percent</i>
Valid	Excellent	9	13.6	13.6
	Good	45	68.2	81.8
	Adequate	10	15.2	97.0
	Below average	2	3.0	100.0
	Total	66	100.0	

Table 5. Quality of the activities and exercises

		<i>Frequency</i>	<i>Valid Percent</i>	<i>Cumulative Percent</i>
Valid	Excellent	17	25.4	25.4
	Good	44	65.7	91.0
	Adequate	6	9.0	100.0
	Total	67	100.0	

Table 6. Clarity of the content and presentations

		<i>Frequency</i>	<i>Valid Percent</i>	<i>Cumulative Percent</i>
Valid	Excellent	19	28.4	28.4
	Good	43	64.2	92.5
	Adequate	5	7.5	100.0
	Total	67	100.0	

Table 7. Overall rate of the course

		<i>Frequency</i>	<i>Valid Percent</i>	<i>Cumulative Percent</i>
Valid	Excellent	18	27.3	27.3
	Good	46	69.7	97.0
	Adequate	2	3.0	100.0
	Total	66	100.0	

Table 8. The trainers were knowledgeable and well prepared

		<i>Frequency</i>	<i>Valid Percent</i>	<i>Cumulative Percent</i>
Valid	Strongly agree	42	62.7	62.7
	Agree	24	35.8	98.5
	Neutral	1	1.5	100.0
	Total	67	100.0	

Table 9. The trainers were engaging and encouraged participation and discussions

		<i>Frequency</i>	<i>Valid Percent</i>	<i>Cumulative Percent</i>
Valid	Strongly agree	32	47.8	47.8
	Agree	28	41.8	89.6
	Neutral	6	9.0	98.5
	Strongly disagree	1	1.5	100.0
	Total	67	100.0	

Table 10. The trainers covered all the material clearly

		<i>Frequency</i>	<i>Valid Percent</i>	<i>Cumulative Percent</i>
Valid	Strongly agree	27	40.3	40.3
	Agree	34	50.7	91.0
	Neutral	6	9.0	100.0
	Total	67	100.0	

Table 11. The location of the training was convenient

		<i>Frequency</i>	<i>Valid Percent</i>	<i>Cumulative Percent</i>
Valid	Strongly agree	20	29.9	29.9
	Agree	45	67.2	97.0
	Neutral	2	3.0	100.0
	Total	67	100.0	

Table 12. The training space was comfortable and conducive to learning

		<i>Frequency</i>	<i>Valid Percent</i>	<i>Cumulative Percent</i>
Valid	Strongly agree	21	31.3	31.3
	Agree	44	65.7	97.0
	Neutral	2	3.0	100.0
	Total	67	100.0	

Table 13. Relevance of the topics and presentations for your work

		<i>Frequency</i>	<i>Valid Percent</i>	<i>Cumulative Percent</i>
Valid	Highly useful	38	56.7	56.7
	Useful	25	37.3	94.0
	Adequate	4	6.0	100.0
	Total	67	100.0	

Table 14. Relevance of the recommendations for your work

		<i>Frequency</i>	<i>Valid Percent</i>	<i>Cumulative Percent</i>
Valid	Highly useful	36	53.7	53.7
	Useful	26	38.8	92.5
	Adequate	5	7.5	100.0
	Total	67	100.0	

Table 15. Introduction to new approaches, techniques and concepts

		<i>Frequency</i>	<i>Valid Percent</i>	<i>Cumulative Percent</i>
Valid	Highly useful	39	58.2	58.2
	Useful	21	31.3	89.6
	Adequate	7	10.4	100.0
	Total	67	100.0	

Table 16. Strengthening of knowledge about disaster assessment

		<i>Frequency</i>	<i>Valid Percent</i>	<i>Cumulative Percent</i>
Valid	Highly useful	49	73.1	73.1
	Useful	12	17.9	91.0
	Adequate	6	9.0	100.0
	Total	67	100.0	

Table 17. Usefulness of the methodology for your work

		<i>Frequency</i>	<i>Valid Percent</i>	<i>Cumulative Percent</i>
Valid	Highly useful	38	56.7	56.7
	Useful	20	29.9	86.6
	Adequate	9	13.4	100.0
	Total	67	100.0	

Table 18. Usefulness of the experiences and good practices for your country

		<i>Frequency</i>	<i>Valid Percent</i>	<i>Cumulative Percent</i>
Valid	Highly useful	37	55.2	55.2
	Useful	22	32.8	88.1
	Adequate	8	11.9	100.0
	Total	67	100.0	

Table 19. Did the training meet your expectations?

		<i>Frequency</i>	<i>Valid Percent</i>	<i>Cumulative Percent</i>
Valid	Yes	67	100.0	100.0

Table 20. What is the likelihood of using what you learned in this training?

		<i>Frequency</i>	<i>Valid Percent</i>	<i>Cumulative Percent</i>
Valid	Very likely	33	49.3	49.3
	Likely	32	47.8	97.0
	Neutral	2	3.0	100.0
	Total	67	100.0	