



UNITED NATIONS



Economic Commission for Latin America and the Caribbean  
Subregional Headquarters for the Caribbean

---

Training workshop on the use of TradeCAN,  
MAGIC Plus and WITS software  
14-15 August 2013  
Port of Spain, Trinidad and Tobago

LIMITED  
LC/CAR/L.424  
25 October 2013  
ORIGINAL: ENGLISH

**EVALUATION REPORT OF TRAINING WORKSHOP ON THE USE OF  
TRADE COMPETITIVENESS ANALYSIS OF NATIONS, MODULE TO  
ANALYZE THE GROWTH OF INTERNATIONAL COMMERCE AND  
WORLD INTEGRATED TRADE SOLUTIONS SOFTWARE**



## CONTENTS

A.	CONCLUSIONS AND RECOMMENDATIONS .....	1
B.	BACKGROUND.....	1
C.	SUMMARY OF EVALUATION .....	1
	1. Evaluation Method.....	1
	2. Identification.....	2
	3. Substantive content and usefulness of the workshop .....	2
	4. Organization of the event .....	4
	5. Follow-up activities and areas for future work .....	5
	6. Other works by ECLAC .....	6
	7. Conclusion.....	7
Annex I	List of participants .....	8
Annex II	Provisional agenda .....	10
Annex III	Workshop evaluation .....	12
Annex IV	Responses to quantitative items .....	17

## **A. CONCLUSIONS AND RECOMMENDATIONS**

1. Given the amount of material to be covered, future workshops should be held over a longer period to allow for more hands-on exercises and the construction of country competitiveness profiles.
2. Access to training materials should be provided early, prior to future workshops, so that participants could familiarize themselves with the material.
3. The majority of participants recommended a follow-up workshop with in-depth practice in the use of software packages, especially through country-related exercises.

## **B. BACKGROUND**

4. The Economic Commission for Latin America and the Caribbean (ECLAC) subregional headquarters for the Caribbean conducted a two-day training workshop on the use of three trade software packages, the Competitive Analysis of Nations (TradeCAN 2009), the Growth of International Commerce (MAGIC Plus) and the World Integrated Trade System (WITS), in Port of Spain from 14 to 15 August, 2013.
5. MAGIC Plus and TradeCAN 2009 are two versatile analytical software packages for measuring the ex-post competitiveness of exports. WITS software is a product of the World Bank, which provides access to trade and tariff-related statistical information and allowed the simulation of trade scenarios and other sensitivity analysis.
6. The workshop was a follow-up to a previous training which was offered in 2011. Its aim was to provide a functional overview of the software packages, to enable participants to use the packages to develop more evidenced-based trade strategies, and to build the capacity of researchers and trade negotiators to provide more rigorous, analytical policy research to inform future trade negotiations. At the end of the workshop, participants were expected to gain increased awareness of the tools available to them through the United Nations for the measurement of export competitiveness and other indicators of trade performance.
7. In attendance at the workshop were trade specialists and statisticians from the following ECLAC Caribbean Development and Cooperation Committee member States: Antigua and Barbuda, Grenada, Jamaica, Saint Kitts and Nevis, Saint Vincent and the Grenadines, Suriname, and Trinidad and Tobago. Two associate member countries were also in attendance: Aruba and Curaçao.

## **C. SUMMARY OF EVALUATION**

### **1. Evaluation method**

8. The ensuing summary presents the views expressed by participants through an anonymous evaluation which was administered at the conclusion of the workshop. The evaluation assessed various aspects of the workshop and comprised 19 items which took the form of both open-ended and rating scale questions. A copy of the evaluation questionnaire is annexed to this report.
9. Responses were received from all participants of the workshop, thus the views captured in the summary were fully representative of the group.

## 2. Identification

10. Table 1 captured the composition of workshop participants by sex and organizational type/affiliation.

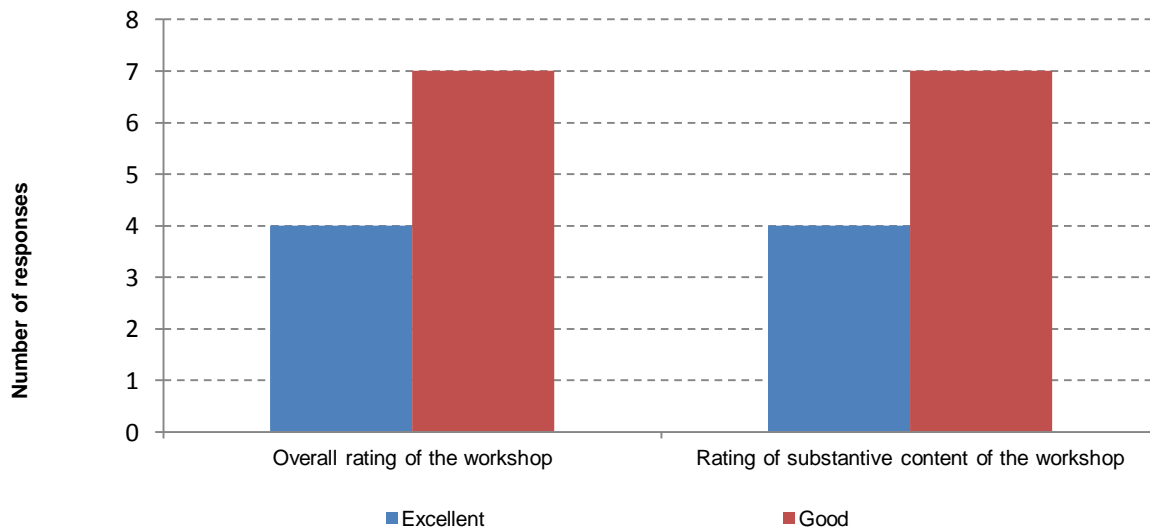
**TABLE 1  
SEX OF RESPONDENTS BY ORGANIZATION**

		Organization		Total
		National ministry	Other	
Sex	Male	4	1	5
	Female	5	1	6
Total		9	2	11

## 3. Substantive content and usefulness of the workshop

11. Participants' indicated a high level of satisfaction with this aspect of the workshop. All of the 11 respondents to this question rated the overall quality of the workshop as "excellent" or "good". Similar ratings were recorded for the substantive content of the workshop. Participants' ratings for this item were split between "excellent" (33.3 per cent) and "good" (58.3 per cent). Figure 1 displays the distribution of the responses for those two aspects of the evaluation across the 5-point scale used for those two items.

**FIGURE 1  
PARTICIPANTS' FEEDBACK ON THE SUBSTANTIVE CONTENT  
AND OVERALL QUALITY OF THE WORKSHOP**



12. Participants were also required to rate along a 4-point scale, the extent to which the workshop met their expectations. All participants indicated agreement with the statement.

13. Items 4 to 7 of the evaluation assessed the value added by the workshop through the presentations, discussions and recommendations. Participants were required to rate the items related to usefulness of the material along a continuum from "very useful" to "not useful at all".

14. With regard to the usefulness of the subjects presented and discussed during the workshop, participants registered a high level of satisfaction. Ratings for this item fell on the upper end of the scale; eight (66.7 per cent) participants indicated that the workshop was "very useful" and the remaining four

(33.3 per cent) rated it as “useful.” In terms of the usefulness of the analyses and indicators presented, four (33.3 per cent) participants indicated that they were “very useful”, while eight (66.7 per cent) indicated that they were “useful.”

15. As follow-up to the closed-ended items, participants were asked to register their views on areas for improvement and “takeaways” in terms of analyses and indicators presented at the workshop. Of the eight respondents to this question, five thought that more practice with the software presented was needed. Most thought that more time was needed:

- “The time period for going through Magic Plus was too short and more time was needed to gain for understanding of its operation”
- “Given the vast quantity of information presented, perhaps more time (a day or two) should have been given to allow a fuller appreciation of content”

16. One participant also thought that it would have been beneficial to have access to the programmes beforehand, so that the participants would have been able to get familiar with them before attending the course. With regard to the content of the course, one participant thought that it was fine, and two thought that it could be improved:

- “Greater emphasis should be placed the practical use of WITS, Magic Plus.”
- “More explanations on the more technical analysis conducted.”

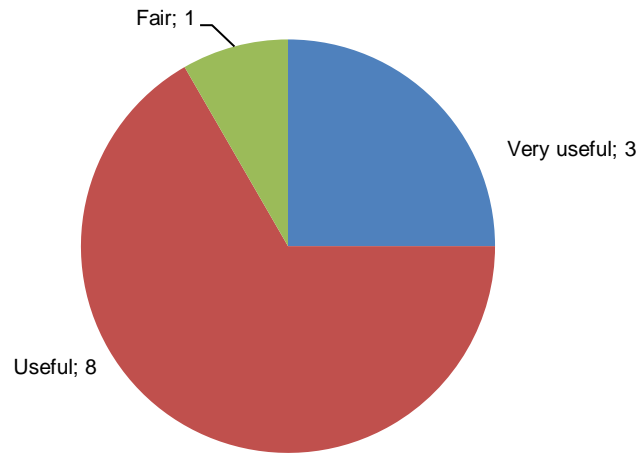
17. With regard to specific analyses and indicators presented at the workshop, participants indicated their intention to incorporate these into the work of their respective institutions. Most of the participants indicated that they would incorporate some form of the analysis techniques into their institutional work. Some responses included:

- “Competitiveness matrix/profile would be useful when exploring export markets.”
- “The WITS software...The Trade CAN and Magic Plus will help me to analyse trade data in a more comprehensive way using different options.”
- “The use of the application in analysis of the trade data.”

18. Two respondents also indicated that they would incorporate the analysis from the workshop in their trade reporting. One respondent mentioned that his/her office does not do much analytical work, and therefore, consideration should be given to other ministry offices that work directly in trade negotiations.

19. The evaluation also assessed the usefulness of the workshop as a forum for networking and exchanging experiences with counterparts in the region. Participants rated that aspect of the workshop along a 5-point scale that ranged from “very useful” to “not useful at all.” The distribution of responses for that item is displayed in figure 2. Of the twelve participants, three (25 per cent) found the workshop “very useful” for networking, eight (66.7 per cent) found it “useful” and one found it was “fair”.

**FIGURE 2**  
**PARTICIPANTS' VIEWS ON THE USEFULNESS OF THE WORKSHOP FOR NETWORKING AND EXCHANGING EXPERIENCES**



20. A critical component of the evaluation was an assessment of experiences which were most important specific to the needs of participants' respective countries. Participants provided a variety of responses to this item. A few participants mentioned the usefulness of the tools for informing policy decisions. Some highlighted the use of the software in analysing their countries' trade position relative to their partners, and the performance of different export sectors.

21. Participants were asked to indicate what they considered the most significant outcome of the workshop. Several of them mentioned the new skills that could be used to analyse trade data. Some of them also mentioned the access to the new databases as most significant. The comments included:

- "Different sources that could be used to analyse trade data. Such analysis once applied can be used to guide trade policy decisions."
- "Knowledge of software to do trade analysis."
- "The introduction to and appreciation of the databases presented."

#### **4. Organization of the event**

22. Responses to the item on access to and use of training materials prior to the workshop were very positive. All participants who responded to the question about whether they had access to the material indicated that they had. All participants indicated that they read at least some of the workshop materials beforehand.

23. A 5-point scale, where 1 = "Excellent" and 5 = "Very Poor", was used to evaluate the organization of the workshop in terms of five key components: quality of the materials provided; availability of information on the website; duration of the session; quality of the infrastructure; and quality of logistical support. For all the components except duration of the session, over 80 per cent of the participants gave either "excellent" or "good" ratings. For the question on duration of the session, 16.7 per cent of participants gave an "excellent" rating, 58.3 per cent gave a "good" rating, and 16.7 per cent

gave a “fair” rating. One participant gave no response to this question. The disaggregation of responses by rating for each aspect of the training is provided in table 4.

**TABLE 1**  
**PARTICIPANTS’ VIEWS ON THE ORGANIZATION OF THE WORKSHOP**

	Quality of documents and materials provided	Availability of information on the website	Duration of sessions and time for debate	Quality of infrastructure (room, sound, catering)	Quality of support from ECLAC Port of Spain
Excellent	7 (58.3%)	6 (50%)	2 (16.7%)	1 (8.3%)	8 (66.7%)
Good	5 (41.7%)	5 (41.7%)	7 (58.3%)	11 (91.7%)	4 (33.3%)
Fair	0 (0%)	1 (8.3%)	2 (16.7%)	0 (0%)	0 (0%)
Poor	0 (0%)	0 (0%)	0 (0%)	0 (0%)	0 (0%)
Not sure/ no response	0 (0%)	0 (0%)	1 (8.3%)	0 (0%)	0 (0%)

24. Based on the ratings provided for the items on the organization of the workshop, participants were then required to identify the strengths of the workshop and suggest areas for improvement. Most of the participants commented on the length of the workshop and suggested that more time is needed:

- “The presentations were well delivered and all the presentations were easy to follow. However, the time period for the workshop was too short.”
- “Because of the nature of the workshop, and the amount of information to be assimilated, the workshop could have been extended to at least four days.”
- “More time for exercises.”

25. Participants also commented positively on the presentation of the workshop and the performance of the facilitators:

- “... The personality of the facilitators aided in making the sessions good.”
- “... The facilitators were very knowledgeable and patient.”

26. One participant indicated that some consideration could be given to providing transport to and from the venue.

27. Some participants also commended the organization of the workshop and reiterated the level of support provided by staff as one of the strengths of the workshop. One participant suggested that the presentation slides could have been distributed to participants before the workshop.

## 5. Follow-up activities and areas for future work

28. Part of the evaluation also entailed a few questions that solicited participants’ feedback on ways in which ECLAC could support their respective institutions and countries. Some participants identified follow-up workshops with more advanced training as the main activity. Two participants suggested that using case studies or simulation exercises would be useful for participants to get a more complete understanding of the workshop tools. One participant suggested sectoral growth forecasting as a follow-up activity for ECLAC.



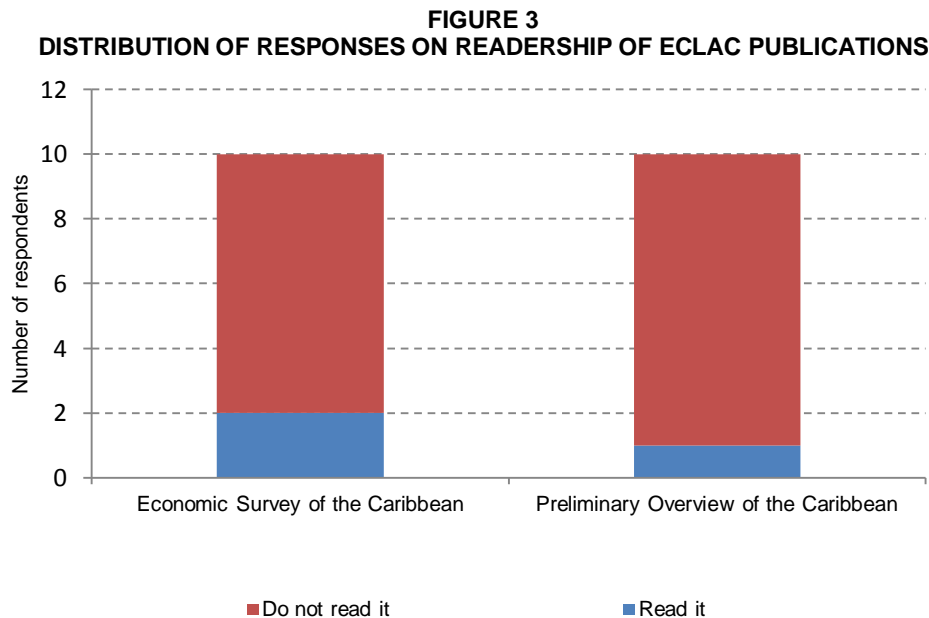
29. Participants provided fairly high ratings for the item which assessed the usefulness of the analysis and indicators provided by ECLAC for the formulation and implementation of trade policy. Two (16.7 per cent) rated the analysis and indicators as “very useful”, nine (75 per cent) rated them as “useful”, and one participant (8.3 per cent) had no response.

30. Further, participants identified the following as technical cooperation activities that could be delivered by ECLAC in the future:

- To have technical assistance in the practical application and usage of all the analytical tools to increase export competitiveness.
- Saint Vincent and the Grenadines needs more exposure using the analytical tools.
- Help desk for information on use of the different applications or tools.
- I like to hear and read more about Eurotrade. I’m planning to use this software in our office.

## 6. Other works by ECLAC

31. In the final section of the evaluation, participants were given an opportunity to provide feedback on their familiarity with ECLAC publications and an assessment of their usefulness. In terms of readership, two participants indicated that they read the Economic Survey of the Caribbean, and one participant indicated that they read the Preliminary Overview of the Caribbean. Those that read these documents all rated their analytical content and recommendations as “useful”.



32. In terms of participants’ interest in receiving information on activities or publications by ECLAC, all participants gave affirmative responses.

## **7. Conclusion**

33. The evaluation provided very valuable feedback on the training in the core tools for trade analysis. The results indicate the demand for training in trade analytical skills that was met by this workshop. The strengths of the workshop that stood out were the competence of the instructors and the quality of support provided by the office. The major weakness was the short length of the sessions.

Annex I**LIST OF PARTICIPANTS**

Martijn Balkestein, Central Bureau of Statistics, Aruba. E-mail: [mbalkestein@cbs.aw](mailto:mbalkestein@cbs.aw)

Nyanya Browne, Research Officer, Ministry of International Trade, Saint Kitts and Nevis. E-mail: [browne\\_nya@yahoo.com](mailto:browne_nya@yahoo.com)

Ava Mahabir-Dass, Senior Statistician (Acting), Central Statistical Office, Ministry of Planning and Sustainable Development, Trinidad and Tobago. E-mail: [ava.mahabir-dass@statistics.gov.tt](mailto:ava.mahabir-dass@statistics.gov.tt)

Kayon Doctor, Senior Statistician, Statistical Institute of Jamaica, Jamaica. E-mail: [kdoctor@statinja.gov.jm](mailto:kdoctor@statinja.gov.jm)

Roeland G.A. Dreischor, Head a.i., Economics Statistics Division, Central Bureau of Statistics, Curaçao. E-mail: [roeland.dreischor@gobiernu.cw](mailto:roeland.dreischor@gobiernu.cw)

Thilde Jacqueline Elstak, Department of Economic Planning and Research, National Planning Office, Suriname. E-mail: [telstak@yahoo.com](mailto:telstak@yahoo.com)

Ernie Christopher James, Trade Officer I, Ministry of Economic Planning, Trade and Cooperatives, Grenada. E-mail: [erniejames2000@gmail.com](mailto:erniejames2000@gmail.com)

Michelle Joseph, Research Officer, Department of Trade, Industry and Commerce, Ministry of Finance, the Economy and Public Administration, Antigua and Barbuda. E-mail: [michellejoseph11@gmail.com](mailto:michellejoseph11@gmail.com)

Janice King, Trade Officer II, Ministry of Foreign Affairs and Foreign Trade, Saint Vincent and the Grenadines. E-mail: [jking@gov.vc](mailto:jking@gov.vc)

Cuthbert Knights, Director of Trade, Ministry of Foreign Affairs and Foreign Trade, Saint Vincent and the Grenadines. E-mail: [Cuthbert.knights@gov.vc](mailto:Cuthbert.knights@gov.vc)

Glynis-Joy Lewis, Statistician responsible for Merchandise Trade Statistics, Statistics Division, Antigua and Barbuda. E-mail: [lewis.glynis@gmail.com](mailto:lewis.glynis@gmail.com)

Natasha Thompson, Statistical Assistant, Central Statistical Office, Ministry of Planning and Sustainable Development, Trinidad and Tobago. E-mail: [tradesection@yahoo.com](mailto:tradesection@yahoo.com)

**Economic Commission for Latin America and the Caribbean (ECLAC)**

René Hernández, Economic Affairs Officer, Latin American and Caribbean Institute for Economic and Social Planning. E-mail: [rene.hernandez@cepal.org](mailto:rene.hernandez@cepal.org)

**ECLAC subregional headquarters for the Caribbean**

Dillon Alleyne, Deputy Director a.i. and Coordinator, Economic Development Unit. E-mail: [dillon.alleyne@eclac.org](mailto:dillon.alleyne@eclac.org)

Michael Hendrickson, Economic Affairs Officer. E-mail: [michael.hendrickson@eclac.org](mailto:michael.hendrickson@eclac.org)

Willard Phillips, Economic Affairs Officer. E-mail: [willard.phillips@eclac.org](mailto:willard.phillips@eclac.org)

Kohei Yoshida, Economic Affairs Officer. E-mail: [kohei.yoshida@eclac.org](mailto:kohei.yoshida@eclac.org)

Machel Pantin, Research Assistant, Economic Development Unit. E-mail: [machel.pantin@eclac.org](mailto:machel.pantin@eclac.org)

Nyasha Skerrette, Research Assistant, Economic Development Unit. E-mail: [nyasha.skerrette@eclac.org](mailto:nyasha.skerrette@eclac.org)

**ECLAC subregional headquarters in Mexico**

Indira Romero Marquez, Economic Affairs Officer. E-mail: [indira.romero@cepal.org](mailto:indira.romero@cepal.org)

Annex II

**WORKSHOP ON MAGIC Plus and TradeCAN**  
*ECLAC Sub Regional Headquarters for the Caribbean*  
*Trinidad and Tobago, 14-15 August, 2013*

**AGENDA****DAY 1**

**8:30 am Registration**

**9:00 am Opening remarks**

Mr. Dillon Alleyne – Deputy Director, ECLAC Subregional Headquarters for the Caribbean

**Session I**

**9:10 am A methodological introduction to export competitiveness and measurement techniques**

Mr. René A. Hernández – ECLAC

**10:15 am Coffee/Tea Break**

**10:30 am The basic underlying model: The shift share analysis**

Mr. René A. Hernández – ECLAC

**11:30 am MAGIC Plus indicators: volume, country share, market share, unit value, relative unit value, specialisation, actual duty, duty rate, decomposition of change, product qualification**

Ms. René A. Hernández – ECLAC

**01:00 pm Lunch break**

**Session II**

**2:00 pm Energizers**

**2:15 Examples and team exercises**

Mr. René A. Hernández/Ms. Indira Romero – ECLAC

**3:15 pm Coffee/Tea Break**

**3:30 pm Examples and team exercises**

Mr. René A. Hernández/Ms. Indira Romero – ECLAC

**6:00 pm End of Session II and Day 1**

**DAY 2****Session I**

**9:10 am**      **TradeCAN 2012 indicators: market share, specialisation, percentage of imports, percentage of exports, market share relative to a rival**  
Mr. René A. Hernández – ECLAC

**10:15 am**      **Coffee/Tea Break**

**10:30 am**      **WITS and UN COMTRADE**  
Ms. Indira Romero – ECLAC

**11:30 am**      **Examples and team exercises**  
Mr. René A. Hernández/Ms. Indira Romero – ECLAC

**01:00 pm**      **Lunch break**

**Session II**

**2:00 pm**      **Energizers**

**2.15**            **Examples and team exercises**  
Mr. René A. Hernández/Ms. Indira Romero – ECLAC

**3:00**            **Towards the construction of a country's competitiveness profile based on the classification of technological content of exports**  
Ms. Indira Romero – ECLAC

**3:45 pm**      **Coffee/Tea Break**

**4:15 pm**      **Group exercise: the construction of one country's competitive profile**  
Mr. René A. Hernández/Ms. Indira Romero – ECLAC

**6:00 pm**      **Wrap - Up and closing remarks**  
Mr. Dillon Alleyne/Mr. René A. Hernández – ECLAC

Annex III

**WORKSHOP EVALUATION**



UNITED NATIONS



**Workshop on the Trade Competitiveness Analysis of Nations (TradeCAN)  
The Module to Analyse the Growth of International Commerce (MAGIC Plus)  
The World Integrated Trade Solution (WITS)  
Economic Development Unit**

**Port of Spain  
14-15 August 2013**

**Evaluation form**

**Please answer the following questions** (to facilitate processing, please print answers to open-ended questions):

**Identification**

Sex

- Female  
 Male

Age (optional)

- 30 or under  
 31 - 40  
 41 - 50  
 51 or over

Country of origin: \_\_\_\_\_

Institution(s) you represent: \_\_\_\_\_

Title / position: \_\_\_\_\_

Type of organization you represent:

- |   |                          |  |                          |
|---|--------------------------|--|--------------------------|
| National ministry                                     | <input type="checkbox"/> | Subregional institution                  | <input type="checkbox"/> |
| Other national institution (please specify):<br>_____ | <input type="checkbox"/> | International organization               | <input type="checkbox"/> |
| Local / municipal institution                         | <input type="checkbox"/> | Independent consultant                   | <input type="checkbox"/> |
| Academic institution / university                     | <input type="checkbox"/> | NGO                                      | <input type="checkbox"/> |
| Private sector  | <input type="checkbox"/> | Civil society (please<br>specify): _____ | <input type="checkbox"/> |
|   |                          | Other: _____                             | <input type="checkbox"/> |

**Substantive content and usefulness of workshop/seminar**

1. How would you rate the workshop overall?

1. Excellent    2. Good     3. Fair     4. Poor     5. Very poor     6. Not sure / no response

2. How would you rate the substantive content of the workshop?

1. Excellent    2. Good     3. Fair     4. Poor     5. Very poor     6. Not sure / no response

3. Did the workshop live up to your initial expectations?

1. Agree     2. Neither agree nor disagree     3. Disagree     4. Not sure / no response

4. How useful were the subjects presented and discussed for the work of your institution?

1. Very useful     2. Useful     3. Fair     4. Not very useful     5. Not useful at all     6. Not sure / no response

5. How would you improve this workshop in terms of the subjects addressed (for example, issues you would have liked to see addressed or analyzed in greater depth, or subjects which were not so important)?

6. How useful did you find the analysis and indicators presented at the workshop for your work?

1. Very useful     2. Useful     3. Fair     4. Not very useful     5. Not useful at all     6. Not sure / no response

7. Based on the above, what specific aspects of the training would you consider incorporating in the work of your institution?

8. How useful did you find the workshop for engaging in conversations and exchanging experiences with representatives of other countries and institutions?

1. Very useful     2. Useful     3. Fair     4. Not very useful     5. Not useful at all     6. Not sure / no response



9. What learning experiences were especially important vis-à-vis your country's needs?

10. What do you consider to be the most significant outcome of the workshop?

**Organization of the event**

11. a. Did you have access to the materials for the workshop before seeing the presentations at this event?

Yes  
 No

b. Did you read them?

Yes  
 No

12. How would you rate the organization of the workshop? If you choose "poor" or "very poor" please explain your response so that we can take your opinion into account.

Quality of documents and materials provided	1. Excellent <input type="checkbox"/>	2. Good <input type="checkbox"/>	3. Fair <input type="checkbox"/>	4. Poor <input type="checkbox"/>	5. Very poor <input type="checkbox"/>	6. Not sure/No response <input type="checkbox"/>
Availability of information on the website	1. Excellent <input type="checkbox"/>	2. Good <input type="checkbox"/>	3. Fair <input type="checkbox"/>	4. Poor <input type="checkbox"/>	5. Very poor <input type="checkbox"/>	6. Not sure/No response <input type="checkbox"/>
Duration of the sessions and time for debate	1. Excellent <input type="checkbox"/>	2. Good <input type="checkbox"/>	3. Fair <input type="checkbox"/>	4. Poor <input type="checkbox"/>	5. Very poor <input type="checkbox"/>	6. Not sure/No response <input type="checkbox"/>
Quality of the infrastructure (room, sound, catering)	1. Excellent <input type="checkbox"/>	2. Good <input type="checkbox"/>	3. Fair <input type="checkbox"/>	4. Poor <input type="checkbox"/>	5. Very poor <input type="checkbox"/>	6. Not sure/No response <input type="checkbox"/>
Quality of support from the organizing Division or office to facilitate logistics for your participation in the event	1. Excellent <input type="checkbox"/>	2. Good <input type="checkbox"/>	3. Fair <input type="checkbox"/>	4. Poor <input type="checkbox"/>	5. Very poor <input type="checkbox"/>	6. Not sure/No response <input type="checkbox"/>

13. Based on the ratings selected above, please indicate what worked well and what could be improved.

14. Do you have any other comments or suggestions on organizational aspects of the workshop?

15. What follow-up activities on topics covered in the workshop should ECLAC undertake in the future to support your country or institution?

**Other works by ECLAC**

16. In your opinion, how useful are the analysis and indicators provided by ECLAC for the formulation and implementation of trade policy in your country and in the region?

1. Very useful     2. Useful     3. Fair     4. Not very useful     5. Not useful at all     6. Not sure / no response

17. What other technical cooperation activities in the areas covered by the workshop would you suggest that ECLAC undertake in the future?

18. Are you familiar with the following ECLAC publications? If so, do you find their analytical content and recommendations useful?

**The Economic Survey of the Caribbean**

Read it  \_\_\_\_\_ Do not read it  \_\_\_\_\_

1. Very useful     2. Useful     3. Fair     4. Not very useful     5. Not useful at all     6. No response

**The Preliminary Overview of the Caribbean**

Read it  \_\_\_\_\_ Do not read it  \_\_\_\_\_

1. Very useful     2. Useful     3. Fair     4. Not very useful     5. Not useful at all     6. No response

**Other documents produced by ECLAC (please specify):** \_\_\_\_\_

1. Very useful     2. Useful     3. Fair     4. Not very useful     5. Not useful at all     6. No response

19. a **Would you like to receive more information about activities or publications by ECLAC in the area covered by the workshop?**

- Yes
- No

b. If yes, please provide your e-mail address: \_\_\_\_\_

*Thank you.*

Annex IV**RESPONSES TO QUANTITATIVE ITEMS**

Table A.1  
**Sex of Participants**

	<i>Frequency</i>	<i>Percent</i>	<i>Valid Percent</i>	<i>Cumulative Percent</i>
Male	5	41.7	41.7	41.7
Female	7	58.3	58.3	100.0
Total	12	100.0	100.0	

Table A.2  
**Distribution of participants by age group**

	<i>Frequency</i>	<i>Percent</i>	<i>Valid Percent</i>	<i>Cumulative Percent</i>
30 or under	2	16.7	16.7	16.7
31-40	3	25.0	25.0	41.7
41-50	6	50.0	50.0	91.7
51 or over	1	8.3	8.3	100.0
Total	12	100.0	100.0	

Table A.3  
**Type of organization being represented**

	<i>Frequency</i>	<i>Percent</i>	<i>Valid Percent</i>	<i>Cumulative Percent</i>
National Ministry	9	75.0	81.8	81.8
Other national institution	2	16.7	18.2	100.0
Total	11	91.7	100.0	
Missing	1	8.3		
Total	12	100.0		

Table A.4

**Overall Rating of the workshop**

	<i>Frequency</i>	<i>Percent</i>	<i>Valid Percent</i>	<i>Cumulative Percent</i>
Excellent	4	33.3	36.4	36.4
Good	7	58.3	63.6	100.0
Total	11	91.7	100.0	
Missing	1	8.3		
Total	12	100.0		

Table A.5

**Rating of substantive content of the workshop**

	<i>Frequency</i>	<i>Percent</i>	<i>Valid Percent</i>	<i>Cumulative Percent</i>
Excellent	4	33.3	36.4	36.4
Good	7	58.3	63.6	100.0
Total	11	91.7	100.0	
Missing	1	8.3		
Total	12	100.0		

Table A.6

**Did workshop live up to initial expectations**

		<i>Frequency</i>	<i>Percent</i>	<i>Valid Percent</i>	<i>Cumulative Percent</i>
Valid	Agree	12	100.0	100.0	100.0

Table A. 7

**How useful was the subject matter presented and discussed for the work of your institution**

	<i>Frequency</i>	<i>Percent</i>	<i>Valid Percent</i>	<i>Cumulative Percent</i>
Very useful	8	66.7	66.7	66.7
Useful	4	33.3	33.3	100.0
Total	12	100.0	100.0	

Table A.8

**Usefulness of the analyses and indicators presented at the workshop for participants' work**

	<i>Frequency</i>	<i>Percent</i>	<i>Valid Percent</i>	<i>Cumulative Percent</i>
Very useful	4	33.3	33.3	33.3
Useful	8	66.7	66.7	100.0
Total	12	100.0	100.0	

Table A.9

**Usefulness of the workshop for engaging in conversations and exchanging experiences with representatives of other countries and institutions**

	<i>Frequency</i>	<i>Percent</i>	<i>Valid Percent</i>	<i>Cumulative Percent</i>
Very useful	3	25.0	25.0	25.0
Useful	8	66.7	66.7	91.7
Fair	1	8.3	8.3	100.0
Total	12	100.0	100.0	

Table A.10

**Access to materials of the workshop before the event and were they read**

		<i>Did you read them?</i>		<i>Total</i>
		<i>Yes</i>	<i>No</i>	
Access to the materials before the workshop	Yes	12	0	12
	No	0	0	0
	Total	12	0	12

Table A.11

**Quality of the documents and materials provided**

	<i>Frequency</i>	<i>Percent</i>	<i>Valid Percent</i>	<i>Cumulative Percent</i>
Excellent	7	58.3	58.3	58.3
Good	5	41.7	41.7	100.0
Total	12	100.0	100.0	

Table A.12

**Availability of the information on the website**

	<i>Frequency</i>	<i>Percent</i>	<i>Valid Percent</i>	<i>Cumulative Percent</i>
Excellent	6	50.0	50.0	50.0
Good	5	41.7	41.7	91.7
Fair	1	8.3	8.3	100.0
Total	12	100.0	100.0	

Table A.13

**Duration of the sessions and time for debate**

	<i>Frequency</i>	<i>Percent</i>	<i>Valid Percent</i>	<i>Cumulative Percent</i>
Excellent	2	16.7	18.2	18.2
Good	7	58.3	63.6	81.8
Fair	2	16.7	18.2	100.0
Total	11	91.7	100.0	
Missing	1	8.3		
Total	12	100.0		

Table A.14

**Quality of the facilities (room, sound, catering)**

	<i>Frequency</i>	<i>Percent</i>	<i>Valid Percent</i>	<i>Cumulative Percent</i>
Excellent	1	8.3	8.3	8.3
Good	11	91.7	91.7	100.0
Total	12	100.0	100.0	

Table A.15

**Quality of support from ECLAC Port of Spain to facilitate the logistics for your participation in the event**

	<i>Frequency</i>	<i>Percent</i>	<i>Valid Percent</i>	<i>Cumulative Percent</i>
Excellent	8	66.7	66.7	66.7
Good	4	33.3	33.3	100.0
Total	12	100.0	100.0	

Table A.16  
**Usefulness of the analysis and indicators provided by ECLAC for the formulation and implementation of trade policy in your country and in the region**

	<i>Frequency</i>	<i>Percent</i>	<i>Valid Percent</i>	<i>Cumulative Percent</i>
Very Useful	2	16.7	16.7	16.7
Useful	9	75.0	75.0	91.7
Not sure/ no response	1	8.3	8.3	100.0
Total	12	100.0	100.0	

Table A.17  
**Economic Survey of the Caribbean**

		<i>Usefulness of the publication</i>		<i>Total</i>
		<i>Useful</i>	<i>No response</i>	
Economic Survey of the Caribbean - Read it	Read it	2	0	2
	Do not read it	0	8	8
	No response	0	2	2
Total		2	10	12

Table 18  
**Preliminary Overview of the Economies of the Caribbean**

		<i>Preliminary Overview of the Caribbean- Usefulness of the publication</i>		<i>Total</i>
		<i>Useful</i>	<i>No response</i>	
Preliminary Overview of the Caribbean -Read it	Read it	1	0	1
	Do not read it	0	9	9
	No response	0	2	2
Total		1	11	12



Table 19

**Other documents produced by ECLAC**

		<i>Document usefulness</i>		<i>Total</i>
		<i>Useful</i>	<i>No response</i>	
Other documents produced by ECLAC (please specify)	No response	2	10	12
Total		2	10	12

Table 20

**Interest in receiving information about activities or publications by ECLAC**

	<i>Frequency</i>	<i>Percent</i>	<i>Valid Percent</i>	<i>Cumulative Percent</i>
Yes	12	100.0	100.0	100.0
Total	12	100.0	100.0	