



United Nations

ECLAC

ECLAC SUBREGIONAL HEADQUARTERS FOR THE CARIBBEAN

# FOCUS

Newsletter of the Caribbean Development and Cooperation Committee (CDCC)

WHAT'S INSIDE:

**LATIN AMERICA AND THE CARIBBEAN ADVANCE TOWARDS MILLENNIUM GOALS BUT DOUBTS REMAIN ABOUT FULL COMPLIANCE**

**UNITED NATIONS GENERAL ASSEMBLY URGES INCREASED GLOBAL SUPPORT FOR SMALL ISLAND DEVELOPING STATES**

**CARIBBEAN ECONOMIES FACE CHALLENGES IN 2010**

**CARIBBEAN NEEDS TO DEEPEN REGIONAL INTEGRATION AND DIVERSIFY EXPORTS TO SPUR GROWTH**

**THE INTERNATIONAL COMPARISON PROGRAMME (ICP) 2011 - THE CARIBBEAN SUBREGION**



ISSUE 3 / JULY - SEPTEMBER 2010

The Economic Commission for Latin America and the Caribbean (ECLAC) is one of five regional commissions of the United Nations Economic and Social Council (ECOSOC). It was established in 1948 to support Latin American governments in the economic and social development of that region. Subsequently, in 1966, the Commission (ECLA, at that time) established the Subregional Headquarters for the Caribbean in Port of Spain to serve all countries of the insular Caribbean, as well as Belize, Guyana and Suriname, making it the largest United Nations body in the subregion.

At its sixteenth session in 1975, the Commission agreed to create the Caribbean Development and Cooperation Committee (CDCC) as a permanent subsidiary body, which would function within the ECLA structure to promote development cooperation among Caribbean countries. Secretariat services to the CDCC would be provided by the Subregional Headquarters for the Caribbean. Nine years later, the Commission's widened role was officially acknowledged when the Economic Commission for Latin America (ECLA) modified its title to the Economic Commission for Latin America and the Caribbean (ECLAC).

Key Areas of Activity

The ECLAC Subregional Headquarters for the Caribbean (ECLAC/CDCC secretariat) functions as a subregional think-tank and facilitates increased contact and cooperation among its membership. Complementing the ECLAC/CDCC work programme framework, are the broader directives issued by the United Nations General Assembly when in session, which constitute the Organization's mandate. At present, the overarching articulation of this mandate is the Millennium Declaration, which outlines the Millennium Development Goals.

Towards meeting these objectives, the secretariat conducts research; provides technical advice to governments, upon request; organizes intergovernmental and expert group meetings; helps to formulate and articulate a regional perspective within global forums; and introduces global concerns at the regional and subregional levels.

Areas of specialisation include trade, statistics, social development, science and technology, and sustainable development; while actual operational activities extend to economic and development planning, demography, economic surveys, assessment of the socio-economic impacts of natural disasters, data collection and analysis, training, and assistance with the management of national economies.

The ECLAC Subregional Headquarters for the Caribbean also functions as the secretariat for coordinating the implementation of the Programme of Action for the Sustainable Development of Small Island Developing States (SIDS POA). The scope of ECLAC/CDCC activities is documented in the wide range of publications produced by the subregional headquarters in Port of Spain.

**MEMBER COUNTRIES:**

- |                     |                                  |
|---------------------|----------------------------------|
| Antigua and Barbuda | Haiti                            |
| The Bahamas         | Jamaica                          |
| Barbados            | Saint Kitts and Nevis            |
| Belize              | Saint Lucia                      |
| Cuba                | Saint Vincent and the Grenadines |
| Dominica            | Suriname                         |
| Dominican Republic  | Trinidad and Tobago              |
| Grenada             |                                  |
| Guyana              |                                  |

**ASSOCIATE MEMBER COUNTRIES:**

- Anguilla
- Aruba
- British Virgin Islands
- Cayman Islands
- Montserrat
- Netherlands Antilles
- Puerto Rico
- Turks and Caicos Islands
- United States Virgin Islands

**CONTENTS**

Latin America and the Caribbean advance towards Millennium Goals but doubts remain about full Compliance	3
United Nations General Assembly urges increased Global Support for Small Island Developing States	4
Caribbean Economies face Challenges in 2010	6
Caribbean needs to deepen Regional Integration and Diversify Exports to Spur Growth	8
The International Comparison Programme (ICP) 2011 - The Caribbean Subregion	10

**Regular Features**

Abstracts - ECLAC Publications	13
Recent ECLAC Publications	14
Upcoming Events - 4 <sup>th</sup> Quarter 2010	14

**FOCUS: ECLAC in the Caribbean** is a publication of the Economic Commission for Latin America and the Caribbean (ECLAC) Subregional Headquarters for the Caribbean/Caribbean Development and Cooperation Committee (CDCC).

**EDITORIAL TEAM:**

- |              |                          |
|--------------|--------------------------|
| Deputy Chief | Hirohito Toda, ECLAC     |
| Editor       | Julie Ramlal, ECLAC      |
| Copy Editor  | Maureen Afoon, ECLAC     |
| Coordinator  | Johann Brathwaite, ECLAC |

**Produced by ECLAC**

Printed by The Office Authority - Printing Division  
Layout by RAW Designs

**CONTACT INFORMATION:**

ECLAC Subregional Headquarters for the Caribbean  
PO Box 1113, Port of Spain, Trinidad and Tobago  
Tel: (868) 224-8000  
Fax: (868) 623-8485  
E-mail: registry@eclac.org

## LATIN AMERICA AND THE CARIBBEAN ADVANCE TOWARDS MILLENNIUM GOALS BUT DOUBTS REMAIN ABOUT FULL COMPLIANCE



*“The world still looks to the United Nations for moral and political leadership. The great goals are within reach. We can achieve them by looking forward, pulling together, uniting our strength as a community of nations in the name of the larger good.”*

– United Nations Secretary-General Ban Ki-moon

**L**atin America and the Caribbean have made significant progress towards meeting the targets included in the Millennium Development Goals (MDGs), but the recent global crisis has cast doubts about the possibility of achieving them all by 2015, according to the report, *“Achieving the Millennium Development Goals with equality in Latin America and the Caribbean - Progress and challenges.”*

The document, which examines the state of progress in the region towards the fulfilment of the Millennium Development Goals, was prepared within the framework of the United Nations Regional Coordination Mechanism by 18 United Nations agencies, funds and specialized bodies in the region: ECLAC, FAO, UN-HABITAT, ILO, PAHO/WHO, WFP, UNDP, UNEP, UNFPA, UNESCO, UNICEF, UNIFEM, OHCHR, UNAIDS, UNOPS, OCHA, UNHCR and UNWTO.

The report was released in New York on 1 July 2010 by Antonio Prado, Deputy Executive Secretary of ECLAC, which coordinated the inter-agency work, Pedro Medrano, Regional Director of the World Food Programme (WFP), and Niky Fabianic, Deputy Regional Director of the United Nations Development Programme (UNDP).

The report was issued prior to a three-day high-level summit to review progress and commit to concrete steps to reach the Millennium Development Goals by 2015. The event took place at the United Nations Headquarters in New York from 20-22 September, 2010. The meeting closed with the adoption of

a global action plan to achieve the eight anti-poverty goals by their 2015 target date and the announcement of major new commitments for women’s and children’s health and other initiatives against poverty, hunger and disease.

The outcome document of the three-day Summit – *“Keeping the Promise: United to Achieve the Millennium Development Goals”* – reaffirms world leaders’ commitment to the Goals and sets out a concrete action agenda for achieving the Goals by 2015.

During the meeting, United Nations Secretary-General Ban Ki-moon sounded the alarm that the world’s least developed countries (LDCs) continued to be mired in poverty.

The Secretary-General urged world leaders to provide the necessary investment, aid and political will to end extreme poverty.

“In the past, we have seen that when the spotlights are switched off, world attention quickly moves on to other issues. With only five years left, we cannot let that happen... The consequences of doing otherwise are profound: death, illness and despair, needless suffering, lost opportunities for millions upon millions of people.”

Mr. Ban called on wealthy countries not to pull back from their previous commitments on official development assistance to poorer nations, which he described as “a lifeline of billions, for billions.”

### **Latin America and the Caribbean - Progress and Challenges**

The report *“Achieving the Millennium Development Goals with equality in Latin America and the Caribbean -*

*Progress and challenges,”* was discussed at the XXV Organization of American States (OAS) Policy Roundtable, which took place on 8 September in Washington, D.C. At this meeting, high-ranking officials of international and multilateral organizations agreed that inequality is one of the main obstacles for Latin America and the Caribbean to meet the MDGs by 2015.

OAS Secretary General José Miguel Insulza called for “uniting positions to channel our resources, in this particular case, public policies, in the most effective way possible in order to meet the Goals and ensure that the most vulnerable participate in the benefits of democracy.”

ECLAC Executive Secretary Alicia Bárcena stated, “With adequate efforts, the region can come closer to meeting the goals, especially through public policies aimed at the most vulnerable population, because poverty has the face of children, women, indigenous peoples and Afro-descendants.”

The report asserts that a significant part of the progress made by the region as a whole in advancing towards the Goals, particularly with regard to reducing extreme poverty, took place in the six years prior to the global crisis (2002-2008). During that time, Latin America and the Caribbean had relatively high growth rates, with several countries improving income distribution, raising per capita social public expenditures and applying macroeconomic policies that avoided a harsher impact of the crisis.

The review of the region’s progress towards achievement of the different Goals shows, however, that it continues to face problems in meeting the all of the targets derived from the ►

(continued on page 12)

## UNITED NATIONS GENERAL ASSEMBLY URGES INCREASED GLOBAL SUPPORT FOR SMALL ISLAND DEVELOPING STATES



The international community is being urged to continue to address and support the unique and particular vulnerabilities of Small Island Developing States (SIDS).

**A**t the close of a two-day high-level review meeting on the implementation of the Mauritius Strategy for the Further Implementation of the Programme of Action for the Sustainable Development of Small Island Developing States, the 65th General Assembly of the United Nations called on the international community to continue bolstering support to help small island States adapt to climate change through financing, capacity-building and technology transfer. The meeting took place on 24-25 September at United Nations Headquarters in New York.

The General Assembly adopted a Political Declaration which acknowledges the commitment demonstrated to promoting sustainable development over the past five years, and recognizes the important role that the international community has played in this regard. It noted, however, that there is a need to bridge the gaps in implementation with coordinated and sustainable support from the international community.

“The United Nations is committed to supporting the Small Island Developing States at the international policy level and on the ground through its agencies and technical cooperation projects,” said Secretary-General Ban Ki-moon. The Declaration requests the Secretary-General to conduct a comprehensive review and examine ways to enhance the coherence and coordination of the United Nations system’s support for SIDS.

“Economic, environmental and social vulnerabilities at SIDS have deteriorated during the past 10 years, undermining

their capacity to achieve the globally agreed developing targets,” stated Deputy Secretary-General Asha-Rose Migiros.

She said that priorities highlighted during the meeting included defining measurable goals and indicators for monitoring and evaluation, and strengthening data collection and analysis; scaling up resources for States to meet new challenges; enhancing strategic partnerships; strengthening South-South cooperation; and focusing on climate change mitigation and adaptation, biodiversity, natural disasters, sustainable energy, transport and trade, fisheries, tourism, finance and debt sustainability.

The meeting reviewed a report of the Secretary-General titled “Five-year review of the Mauritius Strategy for the Further Implementation of the Programme of Action for the Sustainable Development of Small Island Developing States (document A/65/115), which is a compilation of activities carried out at the national and regional levels in preparation for the review, plus the outcome statements from three regional review events held in 2010: a February meeting in Port Vila, Vanuatu, and two meetings held in Male, Maldives, and St. George’s, Grenada, respectively, in March.

The Caribbean MSI+5 Regional Review provided the forum for an in-depth assessment of the progress made, lessons learnt and constraints experienced by Caribbean SIDS during the implementation of the MSI since 2005.

Some of the issues that were highlighted during the March meeting as the way forward for Caribbean SIDS include:

- To build on the work done on **adaptation to climate change** and mainstreaming climate change adaptation concerns into national sustainable development strategies.
- **Energy efficiency** initiatives needed to be further explored and promoted, while renewable energy resources and related services would require continuous enhancement and sustained investment.
- **Greening of the economies** was considered a priority.
- Enhanced capacities for **natural disaster management**, while strengthening early warning systems and the expansion of a risk management framework, complemented by insurance and re-insurance schemes. For example, The Caribbean Catastrophe Risk Insurance Facility.
- **Functional cooperation and partnerships** at regional and international levels were essential to advancing MSI implementation.
- The full operationalization of the Regional Coordinating Mechanism (RCM), to function as a coordinating and monitoring mechanism for MSI implementation in the Caribbean, which was currently constrained by limited financing. The support of the international community was considered crucial to its full operationalization.
- The development of the regulatory framework that would support the strengthening of public-public and public-private partnerships for sustainable development. For example, cooperation among

Caribbean SIDS, South-South Cooperation, including SIDS-SIDS, and the building of alliances with multilateral and bilateral donor communities.

- There is need for a significant increase in financing specifically targeted to priority areas, especially considering the continued decline in ODA and lack of access to concessionary financing. Partners should be encouraged to fulfil all long-standing development assistance commitments.

### High-Level Review of Mauritius Strategy Meeting

During the two-day high level review meeting at United Nations Headquarters, high-ranking representatives of Governments, intergovernmental bodies and civil society stressed that, besides all their other vulnerabilities, islands were threatened by the negative effects of climate change, and the very existence of some of them was threatened by rising sea levels.

The Honourable Tillman Thomas, Prime Minister of Grenada, speaking on behalf of the Alliance of Small Island States, said it caused great umbrage to be told that the disappearance of islands was an issue “for the future”, because the disappearance was already happening in parts of Kiribati, Tuvalu and the Maldives. He warned that small islands would be the largest economic losers, with large displaced populations, if the average global temperature rose by 1.5° Celsius beyond pre-industrial levels. “1.5 to stay alive”, he said, emphasizing that the tagline should be one of the most serious statements considered during the current Assembly session.

Deputy Prime Minister and Minister for Foreign Affairs and Foreign Trade of Jamaica, Kenneth Baugh, speaking on behalf of the Caribbean Community (CARICOM), said that States such as Jamaica had been categorized as middle-income countries, which deprived them of access to sources of concessionary finances and development financing. Such States were also without access to international debt relief initiatives, he pointed out, calling for international recognition of the underlying debt problem of highly indebted small island States, and for concessionary loans and grants, and debt-for-equity swaps.

What was needed, according to

Kamalesh Sharma, Secretary-General of the Commonwealth of Nations, was for the international community to take the special vulnerabilities of small island States into account in practical ways. They needed a way forward on trade and must be enabled to deliver their goods and services to larger markets. Special debt-relief packages were needed, as small island States were among the most highly indebted countries in the world, he said. They needed access to concessionary financing and solutions to their challenges in accessing export finance and the money market. They also needed a stronger voice in the negotiation and implementation of international agreements. Furthermore, small island States needed access to climate-change funding as rising sea levels posed an imminent threat of, quite literally, existential urgency to some of them.

On day two of the meeting, representatives noted that Small Island States should put in place mechanisms such as comprehensive and climate-resilient national development plans, and create regional platforms to bridge gaps between donors and recipients, while ensuring regional and national ownership of policies.

Speakers urged developed countries to fulfil their commitments to devote 0.7 % of their gross national income (GNI) to ODA, and to address the debt sustainability of small island States by providing safer debt instruments and limiting destabilizing capital flows. Assistance was also needed to strengthen national disaggregated data and information systems, and to enhance disaster management capabilities.

Participants underlined the importance of scaling up support for the creation of an enabling environment to attract foreign direct investment. Others stressed the importance of trade in building the resilience of Small Island States, amid calls for greater progress on establishing a work programme for small vulnerable economies within the World Trade Organization. There was also a need for fair recognition of small island vulnerabilities in global trade arrangements. Many speakers called for the creation of a special category for SIDS within the United Nations framework, to ensure greater recognition of their specific vulnerabilities, which could then be better addressed.

On the second day of the meeting, Peter David, Minister for Foreign Affairs of Grenada, chaired a dialogue on “Regional perspectives of the implementation of the Mauritius Strategy for the Further Implementation of the Programme of Action for Sustainable Development of Small Island Developing States”. The panellists were Arvin Boolell, Minister for Foreign Affairs, Regional Integration and International Trade of Mauritius; Tuiloma Neroni Slade, Secretary-General of the Pacific Islands Forum Secretariat; and Len Ishmael, Director-General of the Organization of Eastern Caribbean States.

Mr. David opened the dialogue by saying that, given their prevailing economic difficulties, most small island States needed more financial resources, assistance to improve energy security and efficiency, as well as effective coordination and stronger regional and international support for the Barbados Programme of Action and the Mauritius Strategy.

Mr. Boolell spoke on behalf of the AIMS group, which covers island States in the Atlantic Ocean, Indian Ocean, Mediterranean Sea and the South China Sea. He said many small island States were in a “debt trap” which had resulted in increased poverty, and many relied too heavily on trade preferences. The reduced purchasing power of many of the buyer nations had had a devastating impact on the island States, which needed more funding, access to affordable and locally adapted technology to foster a green economy, increased South-South cooperation, the development of a vulnerability-resilience index, and the creation of a specific category to enhance advocacy for small island developing States.

Mr. Slade discussed the situation in the 14 Pacific small island developing States, which were multilingual and culturally diverse. While the Mauritius Strategy provided a platform, the Pacific Plan guided its practical integration and implementation. That Plan, which focused on establishing regional policymaking and decision-making in sustainable development, as well as annual reporting, monitoring and evaluation, had led to significant advances in the last five years in such key areas as transport, energy, climate change, information and communications technology and ocean management. ►

(continued on page 11)

## CARIBBEAN ECONOMIES FACE CHALLENGES IN 2010



**G**rowth prospects for the Caribbean in 2010 remain weak based on low commodity prices, weak tourism receipts and threats to a robust recovery abroad. Regional growth is projected to be 1.6% for the More Developed Countries (MDCs) and -1.8% for the Eastern Caribbean Currency Union (ECCU) countries.

These are some of the main findings of the Economic Survey of the Caribbean, launched in July 2010. The survey provides a review of the economic performance of the Caribbean over the past year and reflects on prospects for the future.

### Growth performance in 2009 World Economy and 2010 forecasts

Estimates for 2009 indicated that the world economy contracted by 0.6% but will rebound to 4.25% in 2010, driven by growth in developing countries, namely China, India and Brazil.

Storm clouds, however, are appearing to challenge such estimates due to several factors:

- (1) The fiscal packages have not been as effective as anticipated since spending has been dampened due to uncertainty.
- (2) Also stimulus packages may peter out in 2010 because of the need for fiscal consolidation due to rising debt and fiscal deficits in both the United States and especially in the European Union.
- (3) Credit flows to the private sector have not been robust, hence the labour market will remain sluggish.

### The Caribbean Experience

In general there has been a contraction in GDP growth across

the Caribbean with the exception of Guyana, Suriname, Montserrat and Belize.

The region was plagued by increasing fiscal deficits and public debt and higher unemployment. On the positive side, there was a slight improvement in the current account balance and lower inflation.

### Gross Domestic Product contraction

GDP growth contracted in all countries except Belize (0%), Guyana (2.3%), Suriname (2.2%) and Montserrat (1%). On average the ECCU economies contracted by 7.3% while for the MDCs growth contracted by only 1.2%. Within the ECCU, countries severely impacted were Anguilla (-24.4%) Antigua and Barbuda (-8.9%) and Saint Kitts and Nevis (-9.6%). Of the MDCs, the Bahamas (-4.3%) and Barbados (-4.8%) were the most impacted while Trinidad and Tobago shifted from positive growth of 2.3% in 2008 to a negative 0.9% in 2009, see figures 1a and 1b.

For countries with positive growth this was due to primary commodity prices in sugar, gold and rice, while the decline for others was due to falling hydrocarbon prices, bauxite production and tourism receipts.

### The Cost of the Crisis

ECLAC computed the cost of the crisis with respect to real GDP, tax revenue, remittance, exports of goods and FDI. The Caribbean suffered substantial losses valued at 13.2% of GDP with greatest summary impacts on Trinidad and Tobago (26.9%), Antigua and Barbuda (26.7%) followed by Bahamas, Belize, Grenada and Saint Kitts and Nevis.

### What of the Stimulus Packages?

Unlike elsewhere, Caribbean governments have not been able to respond with sustained fiscal and monetary stimuli to the crisis and many

of these have already petered out. This has been due to the chronic problem of twin deficits and the public debt. Except for Suriname and Trinidad and Tobago, all other territories have amassed large fiscal and current account deficits in 2008-2009. The average fiscal deficit for the Caribbean was -4.2% of GDP with the largest deficits reported in Anguilla, Antigua and Barbuda, Barbados and Jamaica. Note that Antigua and Barbuda and Jamaica resorted to borrowing large sums from the International Monetary Fund (IMF).

### Current Account Deficit

The average current account deficit improved to 18.6% in 2009, from 24.1% in 2008, but some countries such as Anguilla and Saint Kitts and Nevis have deficits as high as 35% of GDP in 2009. The adjustment in some countries has been made by drastic reductions in imports which fell faster than exports.

### Debt

Public sector debt levels were in excess of 100% of GDP in Barbados (118.9%), Grenada (113.9%), Jamaica (123.3%) and Saint Kitts and Nevis (179.9%).

### Unemployment Costs

For the countries for which data were available (Aruba, Bahamas, Barbados, Belize, Jamaica and Trinidad and Tobago), every one of these experienced higher unemployment in 2009, relative to 2008. Most affected were Bahamas and Belize which saw a jump in unemployment by at least 5 percentage points. In some economies, as in Jamaica, the IMF arrangements have called for public sector reform which will exacerbate an already high unemployment level (11.4%).

On the other hand, inflation was not a major challenge in 2009 as it was in 2008. For instance, the level of inflation declined by as much as 7.9 and 13.2 percentage points in Suriname and

Figure 1a: MDCs GDP growth

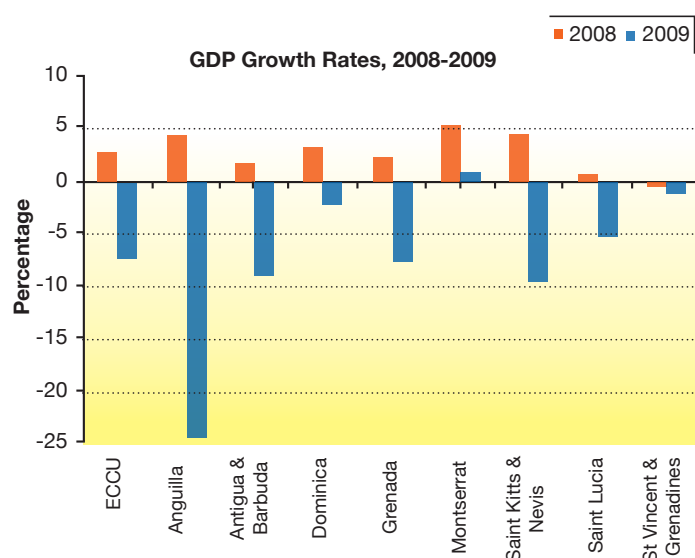
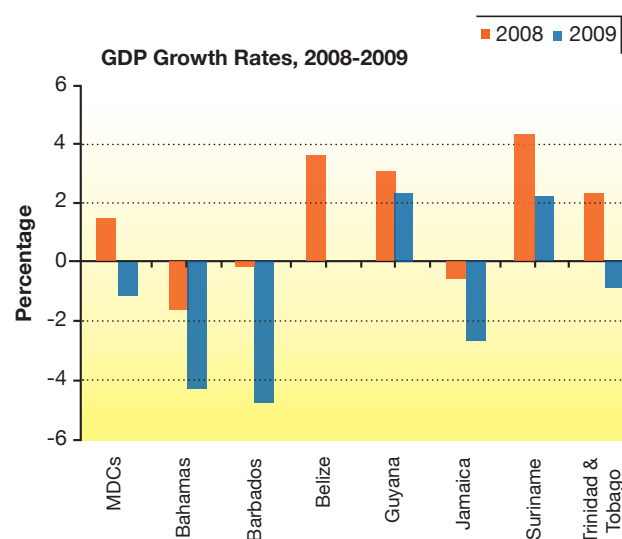


Figure 1b: ECCU GDP growth



Trinidad and Tobago, respectively, and by almost 6 percentage points in Saint Kitts and Nevis.

### Prospects for the future

Less than robust primary commodity prices, weak tourism receipts plus a soft recovery abroad combine to lower growth prospects for the Caribbean. In 2010 average regional growth is projected to be 1.6% for the MDCs and -1.8% for the ECCU countries. These will, however, depend on improved performance for the second and third quarters in the EU and the United States. So far, tourism receipts have been positive for the first quarter of 2010, but not anywhere near the pre crisis levels.

The problems are compounded by the intensification of extreme events such as hurricanes and the need to address climate change issues through adaptation and mitigation. Already the costs are high: ECLAC estimates that between 1990 and 2000 the region was impacted by 76 natural disasters with direct cost of US\$136 billion at constant 2008 prices. In the case of climate change according to one study (Bueno et al, 2008), the cost of inaction will be \$US21.9 billion (10% of GDP) by 2050.

These difficulties challenge many Caribbean countries to achieve the Millennium Development Goals, especially with respect to the eradication of extreme poverty by 2015.

## RECOMMENDATIONS

The countries of the Caribbean region will need to diversify markets and products and enhance their technological capacity if they are to successfully compete in dynamically growing markets.

There are several recommendations resulting from the analysis contained in the survey.

- Fiscal consolidation is necessary but must not be pursued at the expense of sustainable job creation, investment in technical capacity or projects which increase equity.
- Careful planning must be emphasized so that the resilience to extreme events and climate change can be built into future development projects.
- Strategies based on pure export promotion will fail given the new norm of lower global growth. Boosting internal and regional demand through encouraging sustainable projects must be pursued, through joint public private investment programs.
- Create a seamless investment climate so that both foreign and local firms are on an equal footing. This means reducing the level of incentives which distort the investment regime, especially at a time of fiscal stress.
- Focus on intense investment in domestic capital to raise the capacity for innovation.
- Diversify export products and markets to reflect new and emerging players in international trade in goods and services. This means expanding trade with Latin America
- Develop a regional system of risk management so that credit can be more accessible to a broad range of sectors. Also streamline development banks to help develop new sectors.
- Reexamine the need for financial regulation to avoid systemic risk in domestic and regional financial markets.
- Focus on a regional competition policy to allow for more competitive relations in various markets.
- The Caribbean must join the call for increased multilateral assistance in the wake of the steady decline of ODA in the region. ■

The Economic Survey has been produced annually by the ECLAC Subregional Headquarters for the Caribbean, Port of Spain, for more than 30 years, and is an important reference and planning tool for policymakers and academics in the subregion.

## CARIBBEAN NEEDS TO DEEPEN REGIONAL INTEGRATION AND DIVERSIFY EXPORTS TO SPUR GROWTH



**T**he annual study, *Latin America and the Caribbean in the World Economy 2009-2010*, examines Caribbean trade and the prospects of integration.

Latin American and Caribbean exports are expected to grow 21.4% this year, jumping from negative 22.6% in 2009 and driven mainly by South American sales of prime materials, according to the ECLAC study *Latin America and the Caribbean in the World Economy 2009-2010: A crisis generated in the centre and a recovery driven by the emerging economies*.

The report, which was launched on 2 September, 2010 states that this boom is largely due to purchases from Asia, particularly China, and the normalization of United States demand. Regional exports to China rose to 44.8% in the first semester of 2010, compared to negative growth of 2.2% in the first semester of 2009.

The report noted, however, there are significant differences within the region - growth has been much greater in countries that export natural resources (agricultural, livestock and mining products), namely South American nations, while it has been slower in countries that import basic commodities and depend on tourism and remittances, such as Central American and the Caribbean economies.

The differences per subregion are also significant, according to ECLAC estimates: this year, exports from Mercosur are expected to increase 23.4% and those from Andean nations 29.5%, but sales from the Central American Common Market will expand only 10.8%. Exports from Mexico, for example, will rise 16% and from Panama 10.1%, but sales from Chile are estimated to grow 32.6%.

The most notable upswing from the worst period of the crisis in 2009 is expected in the Caribbean Community (CARICOM), whose exports are estimated to leap from -43.6% that year to 23.7% in 2010.

### Balance of a decade

The report also examines trade developments in the region over the past decade, concluding that export growth during those 10 years was slower than in the 1990s and lower than in other developing regions, both in value and volume. However, the region took two different routes during that time: South America doubled export growth, while in Mexico and Central America it dropped over 50%.

This disparity is largely due to the fact that the exports of natural resources from South America increased the most, at the expense of manufactured products and services with varying degrees of technological content. According to the report, the subregion has reverted to an export structure based on prime materials similar to that of 20 years ago.

While in 1999 natural resources made up 26.7% of total exports from the region, in 2009 they composed 38.8% of the total.

The difference in the growth rates of natural resource exports and manufactured goods realigned the relative weight of Mexico's exports, on the one hand, and sales from South America, on the other.

The participation of Mexico in the region's total exports fell from 40% in 2000 to 30% in 2009, while Brazil increased its participation from 13% to nearly 20% during the same period. Argentina, Chile, Colombia and Peru also expanded their participation in total exports based on the sale of natural resources.

The region has been unable to improve

the quality of its international insertion and the expansion of natural resource-related sectors does not seem to have contributed sufficiently to the creation of new technological capacities, states the report.

"The diversification of exports, a strong boost to competitiveness and innovation and greater regional cooperation will allow Latin America and the Caribbean to improve the quality of its insertion in the global economy, close productivity gaps and capitalize the opportunities of international trade in order to grow with more equality," said ECLAC Executive Secretary **Alicia Bárcena**.

The report found that the global economic and financial crisis exacerbated the economic difficulties of Caribbean economies and had a negative impact on CARICOM trade.

Chapter IV of the report, "Caribbean Trade and Integration: Trends and future prospects", focuses on the impact of the global economic and financial crisis on Caribbean economies, and analyzes current trends and future prospects for the Caribbean Community (CARICOM).

The report reveals that the crisis negatively affected Caribbean trade, with particularly adverse effects on domestic income due to the Caribbean economies' high dependence on external markets.

For the Community as a whole, the ratio of exports of goods and services to GDP rose from 46% in 1990 to 55% of GDP in 2008 (Figure IV.2). The growing trade share over time reflects two opposite trends: whereas goods exports grew faster than GDP between 1990 and 2008, foreign sales of services grew slower, resulting in an increasing share of the former but a declining share of the latter. The growing export intensity of goods for CARICOM reflects the growing foreign sales of one single member: Trinidad and Tobago. When this country is excluded, the export intensity is stable at best. The trend of services exports to GDP is very



similar when Trinidad and Tobago is excluded.

As a share of GDP, goods imports have grown from 1990 to 2008, whereas proportional service imports have remained quite low. The goods imports intensity has increased over time, both for Trinidad and Tobago, and the other CARICOM members. In contrast, imports of services have been stable in the past two decades at around 10% of GDP (see Figure IV.2).

The evolution of the trade balance of CARICOM is strikingly different when Trinidad and Tobago is excluded. The improvement of the regional trade balance between the end of the 1990s and 2006 is mostly due Trinidad and Tobago's export dynamics. In 2006, this balance even showed a positive sign for the first time since 1994. When the largest regional economy and exporter is excluded, the trend changes completely

towards a growing deficit until the economic crisis of 2009.

Exports of goods dropped significantly in 2009, especially in Trinidad and Tobago (51%) and Jamaica (50%), says the report. Preliminary data for 2010 shows, however, that exports in goods have begun to rebound. Overall, exports in the subregion increased by 4.4%, with positive growth in exports in Trinidad and Tobago (10.8%), Barbados (4.8%) and the OECS countries (2.7%). (See Table IV.2)

Caribbean exports are concentrated in a few goods and tourism services, which, along with declining competitiveness, increase the vulnerability of the region to external shocks, according to the report.

The study recommends that Caribbean countries address four key issues in order to return to a more sustainable development course:

- **Deepening** subregional integration by taking concrete steps toward the implementation of commitments made thus far and correcting existing deficiencies and weaknesses of the ongoing Caribbean integration process;
- **Empowering** institutional and human-resource capacities to take full advantage of the opportunities that trade agreements with developed economies offer, particularly the Economic Partnership Agreement (EPA) with the European Union;
- **Diversifying** exports to promote value generation, knowledge incorporation and productivity upgrading in export-related activities; and
- **Enhancing** intra- and extra-regional cooperation efforts on “supply-side constraints” accompanied by increased financial resources (including those available from Aid for Trade initiatives) to overcome such constraints in the face of increasingly difficult fiscal balances and limited financial resources in the region.

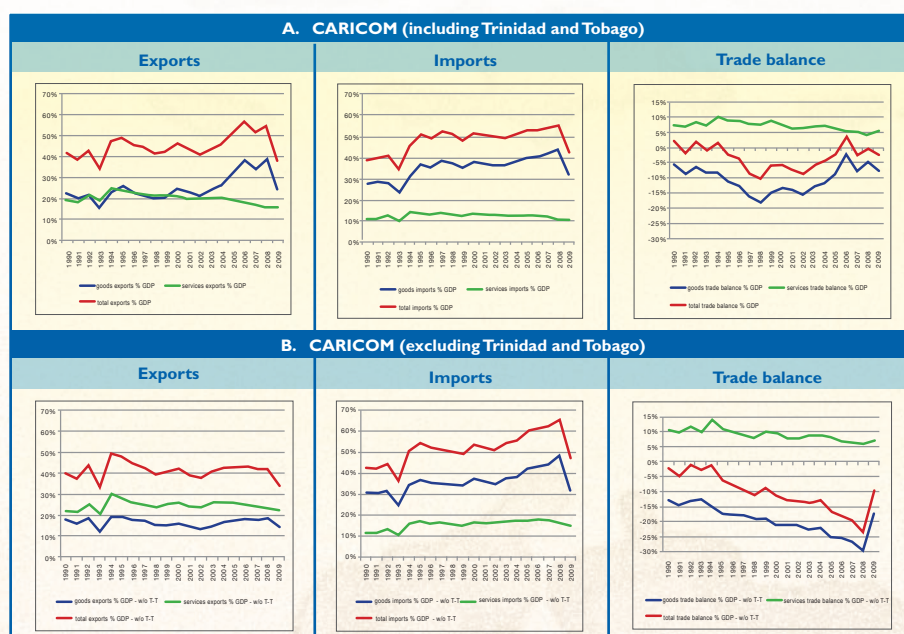
**Table IV.2** Caricom: Goods and Services Exports, 2003 to 2008, 2009 and 2010 (average annual growth rates in %)

	Goods			Services	
	2003-08	2009	2010*	2003-08	2009
<b>CARICOM</b>	23.5	-43.4	4.4	6.5	-10.4
<b>Bahamas, The</b>	17.5	-30.3	-23.9	4.4	-10.7
<b>Barbados</b>	12.5	-17.9	4.8	8.6	-9.9
<b>Jamaica</b>	12.5	-49.8	-13.0	5.5	-1.5
<b>Suriname</b>	28.5	-17.8	-0.7	37.0	0.7
<b>Trinidad and Tobago</b>	29.1	-50.9	10.8	6.2	-
<b>OECS</b>	7.8	-2.4	2.7	4.3	-7.3
<b>Other</b>	8.7	-2.6	-5.5	13.3	-

*Source: Economic Commission of Latin America and the Caribbean (ECLAC), on the basis of International Monetary Fund, Balance of Payments Statistics, Direction of Trade Statistics, and countries' official data.*

*Note: \* refers to period Jan-Feb 2009 to Jan-Feb 2010. The other countries include Belize, Guyana and Haiti.*

The annual report, which is a flagship of ECLAC, provides projections on regional trade in 2010 and analyzes the role of international trade in economic recovery; the evolution of trade in the region over the past decade; the main Latin American subregional integration systems; how to make the most of the current export drive; the prospects of the Caribbean Community and Japan's recent strategies to deepen its economic relations with Latin America and the Caribbean. ■



**Figure IV.2** Caricom Exports of Goods and Services as a Share of GDP, 1990-2009 (Percentages)

Sources: Economic Commission of Latin America and the Caribbean (ECLAC) on the basis of International Monetary Fund, Balance of Payments Statistics and World Bank, World Development Indicators.

## THE INTERNATIONAL COMPARISON PROGRAMME (ICP) 2011 - THE CARIBBEAN SUBREGION



**O**ne of the hallmarks of good government statistics is the opportunity they present to enable genuine comparison of various aggregates over time, within and across national borders.

Planning necessitates accurate and timely statistics at various intervals of time in order to assess progress and to introduce measures to improve the delivery of outputs. In this context, comparison of various statistics such as prices, poverty and consumption levels is necessary in order to introduce measures to sustain favourable living conditions and to assess progress. However, there is always the dangerous tendency to rush into direct comparisons of statistical aggregates such as poverty levels, utilizing the actual measures at face value, generated from enquiries such as household surveys. This comparison often takes place without consideration of the fact that the Poverty Line, for example, is based on price levels effective only at the time of the study. These levels are affected by a constantly changing exchange rate. Hence, the direct comparison of aggregates at various points in time, without making any adjustments for fluctuations in the exchange rate could be seriously misleading.

In order to control these fluctuations, as well as for other similar effects the International Comparison Programme (ICP) was introduced in the early 1900s as a tool to generate measures called Purchasing Power Parities (PPPs). These can be used to adjust the 'raw' estimates and thereby make these adjusted estimates more meaningfully comparable. The ICP was an initiative of the University of Pennsylvania in the United States of America but in 1968 was formally established by the United Nations Statistical Commission. At its fortieth session in 2009, the United Nations Statistical Commission approved a governance structure for the ICP that includes an Executive Board, a Global Office led by a Global Manager, a

Technical Advisory Group and a number of regional implementing agencies. The World Bank manages the Global Office and this office has, in turn, designated the Director of Statistics of ECLAC as Regional Coordinator for Latin America and the Caribbean. The ICP process has evolved into a global programme with different rounds of data collection leading to updates of PPPs. The last round was conducted in the year 2005 and preparations are currently in progress for another round to be conducted in 2011.

The concept of the ICP can best be explained by using the example of the 'Big Mac Index' or 'Burgernomics', coined and made famous by the Economist magazine several years ago. This theory is based on the idea that one US dollar should buy the same amount in all countries.

It is based on the theory of PPP and states that in the long run, the exchange rate becomes the rate that equalizes the prices of an identical basket of goods and services in each country. The Big Mac PPP is the exchange rate that makes all hamburgers cost the same in other countries, as it does in the United States. When exchange rates are compared with PPPs, this comparison gives an indication whether the currency of the particular country is under or overvalued. This example presents a good and simple explanation of the inherent problems involved when the exchange rate alone is used to compare different aggregates. However, this example uses only one item - the big Mac burger, in the 'basket of goods and services'. The global ICP process equalizes price levels for a global basket of goods and services that utilizes a cross section of goods and services in a variety of sectors. These sectors are based on the conventional sectors of the Gross Domestic Product (GDP) of countries. This global process attempts to estimate

PPPs for all countries and regions of the world which participate in the ICP process.

There are several very important uses of PPPs at the national and regional levels. PPPs facilitate the correct comparison of expenditures, income and other monetary aggregates across countries, enabling among other things the assessment of progress towards meeting the Millennium Development Goals indicators related to the reduction of poverty. A very tangible example of the use of PPPs is in the development of the Human Development Index which is compiled and published annually by the UNDP. In this publication, the Human Development Index (HDI) is used to rank the various Member States of the United Nations system in terms of their developmental levels. A key component of this index is the level of the GDP of the countries involved. It would be erroneous to use the actual levels of GDP as reported by the countries, since, as argued above, the vagaries of fluctuating exchange rates will have serious effects on such a comparison. Hence, these levels are first adjusted by PPPs after which the results can then be more meaningfully compared. As a consequence, the reader of the Human Development Report reads the Gross Domestic Product of the various countries as GDP(ppp) which implies that the original GDPs are adjusted by PPPs. The HDI uses these adjusted GDPs in its final calculations.

It is important to note that another key aggregate which should not be compared without making this important adjustment is the poverty level of a country. PPPs should be used to adjust these results as they become available at different points in time, in order to compare meaningfully. Similarly, in order to make genuine comparisons of the levels of poverty between countries, these levels should first be adjusted by PPPs. The ICP process will also provide so called Poverty PPPs to enhance comparison within and between countries.

The United Nations Statistical Commission, at its forty-first session, urged ECLAC to ensure that as many Caribbean countries as possible are involved in the 2011 round. The last round of the ICP was conducted in 2005 and the English and Dutch speaking countries of the Caribbean did not participate. In fact, participation of this subregion in past rounds of the ICP has been minimal. Only a handful of Caribbean States took part in the 1995 round. The importance and urgency for these States to participate in ICP 2011 is therefore of very high priority. Non participation once again can seriously jeopardize meaningful comparisons of key statistical aggregates generated by the national statistical authorities of the subregion. This is so since the estimated PPPs for countries which do not take part in the ICP can be very misleading since they will be based on models rather than on actual data. It is known that models can be useful at various points in time shortly after a data collection phase, but these models become less reliable when used for estimates that occur very long after actual data were collected. It is therefore crucial for Caribbean countries to participate in the upcoming round of 2011.

The ICP process for the Caribbean was officially launched in Barbados, 24 July, 2010 and indications of

interest from countries in the Caribbean are very good.

Seventeen of the 21 countries under the portfolio of ECLAC's subregional office for the Caribbean participated in this forum. Even though countries were informed of the serious budgetary constraints that the project is encountering, countries expressed strong support to proceed with the process. The United Nations Development Account has offered funding support that will meet the cost of all activities during 2010 and early 2011, so plans for these activities were finalized at the meeting in Barbados. The Caribbean Development Bank has also pledged funding support of approximately US \$170,000 to the project. Despite the support coming from these two agencies, the project has a funding gap of approximately US\$1.2 million for critical activities over the next three years. The search for resources to bridge this gap continues. It is hoped that as the momentum increases and the need for updated PPPs attracts greater appreciation, other donor agencies will identify justification for supporting the project. Time is on the side of the Caribbean with respect to this project since the World Bank has approved as a special case that the data collection for the Caribbean be conducted in 2012 rather than 2011. This was approved since most countries of this subregion will be conducting their decennial Population

and Housing censuses in 2011. Due to the small capacities of statistical offices in the Caribbean adding the ICP process to their agenda could be overwhelming. In 2012, the countries will have a more flexible work load which will thus allow them to devote more attention to collecting and compiling the required data for the ICP.

The ECLAC Subregional Headquarters for the Caribbean is committed to providing technical support the countries of the Caribbean in fully participating in the 2011 round of the ICP. Working in close collaboration with our headquarters in Santiago, Chile, and in close cooperation with the statistics section of the CARICOM Secretariat, this office will assist the Member States in planning and implementing all essential activities related to the ICP in order to ensure that up-to-date PPPs are available that will enhance the overall development of the subregion. This is why the ICP process features as the main statistical output of this office over the current biennium. The successful outcome of this very important statistical activity is of fundamental importance to the Caribbean subregion. We recognize the commitment and dedication shown by the member states that were present at the launch of the ICP process in Barbados, and are ourselves motivated to assist the countries in successfully implementing this project. ■



► (continued from page 5)

UNITED NATIONS GENERAL ASSEMBLY URGES INCREASED GLOBAL SUPPORT FOR SMALL ISLAND DEVELOPING STATES

However, the lack of good data and resource management were common concerns.

Ms. Ishmael said South-South cooperation was fast becoming an important development tool in the Caribbean, but the resulting graduation of small island States to middle-income or upper-income status had stripped them of access to concessionary financing to support development. Caribbean island States accounted for 12 of the world's 16 most highly indebted countries, with debt-to-gross domestic product (GDP) ratios ranging from 65% to 180%, as well as 10 of the 14 most vulnerable countries, according to the United Nations

Vulnerability Index. One hurricane could wipe out more than two years worth of GDP, forcing Governments to borrow even more, she noted, as had been the case with Grenada.

Small Island States needed aid disproportionate to their economic size and instruments tailored to their unique vulnerabilities, according to Ms. Ishmael. That would include a special line of credit for immediate draw-down in cases of natural disasters, as well as concessionary funds for the private sector to take advantage of trade agreements, trade rules that were more developmental in scope, special debt-relief packages, a voice in negotiations on international standards and rules, support for developing local industries and their exports, and

technology transfer.

In the ensuing discussion, delegates expressed hope that the upcoming climate change conference in Mexico would end with the formation of a global accord calling for a specific institutional framework for small island States.

In his closing remarks, Joseph Deiss, President of the General Assembly, said that the sustainable development of SIDS was inextricably linked to the sustainable development of all States. "There is only one planet and the international community must preserve it in order to live in harmony," he said. It was to be hoped that Member States would work together towards that end, thus showing a common vision. ■



► (continued from page 3)

## LATIN AMERICA AND THE CARIBBEAN ADVANCE TOWARDS MILLENNIUM GOALS BUT DOUBTS REMAIN ABOUT FULL COMPLIANCE

Millennium Declaration. These difficulties are associated with the historical impediments to development in the region: the inability to generate productive and decent work for all; the low levels of secondary education coverage and the very poor quality and relevance of education content overall; persistently high levels of inequality, which impede social cohesion; the failure to empower women and to foster their economic and physical autonomy; and the marginalization of population groups owing to the persistence of discrimination based on gender, on racial-ethnic origin and on socio-economic inequities that result from a highly unequal distribution of wealth and income. To these obstacles are added challenges stemming from current production and consumption patterns and the need to halt the loss of biodiversity and the destruction of ecosystems, by mainstreaming the principles of environmental sustainability in development.

The report emphasizes a rights perspective and the reduction of gender, ethnic, socio-economic and territorial inequalities. It analyzes the post-crisis scenario in Latin America and the Caribbean and looks into productive employment and decent work, environmental sustainability, innovation and the technology gap and South-South cooperation.

**The region has progressed 85% in reaching the goal of halving extreme poverty (MDG 1).**

If it continues at this rate, Latin America could achieve this objective by 2015. Brazil and Chile, for example, already have, while Peru is close to doing so.

However, the outbreak of the global crisis in 2008 may imperil the achievement of this target in other countries, having halted the trend of the previous six years (2002-2008), in which extreme poverty dropped from 19.4% to 12.9%.

Moreover, poverty is greater among children, women, indigenous peoples and Afro-descendants and in rural areas. Regional progress towards the goal of halving the number of people who suffer hunger was 55% by 2006, according to FAO estimates.

With regard to the new Millennium target of achieving full and productive employment and decent work for all, the report notes that from 1990 to 2008, the indicators have evolved relatively well, although the low productivity growth and structural heterogeneity in the region have impeded real wages and income distribution from improving sustainably.

**In education (MDG 2), Latin America and the Caribbean have progressed significantly in terms of coverage and access.**

Most countries have registration rates close to or over 90%, similar to developed countries. However, there is still much to do in coverage and quality of high school education.

**As for gender equality (MDG 3), the gaps with regard to men have diminished over the past 15 years, but the rate of progress has been slow.**

The report states that the three necessary pillars for attaining gender equality are economic independence, physical autonomy and participation in decision-making.

**In relation to the right to health, expressed in MDGs 4,5 and 6, the health conditions of the population have no doubt improved, but progress is very unequal and heterogeneous, and with regard to some indicators, insufficient.**

For example, only a third of countries may be able to meet the goal of reducing

infant mortality by 50%, given that regional progress in 2009 was 79%.

With regard to MDG 7 referring to environmental sustainability, the consumption of ozone-depleting substances has diminished, the surface of protected areas has increased over the past decade and coverage of potable water and sanitation services has improved. However, Latin America continues to have some of the highest deforestation rates in the world and carbon dioxide emissions have grown steadily.

Regarding MDG 8 on fomenting a global partnership for development, the region made significant progress in its international insertion between 2005 and 2009, although the international crisis caused its exports to drop drastically.

In reference to Official Development Assistance (ODA), the report says that donor countries have yet to mobilize the necessary financial resources. The relative participation of the region as recipient of ODA fell from 9% in 1990 to 7% of the total in 2008. Current ODA levels are far below the target established in the Monterrey Summit (2002) - 0.7% of gross income of donor countries. Fulfilling this commitment could contribute to achieving the Millennium Development Goals.

The document provides countries with a series of policy recommendations for the achievement of the Millennium Goals. These are South-South cooperation, including the principles of sustainable development in their national programmes, closing welfare gaps, implementing productive and technological policies to encourage job-creation and improve income, and paying urgent attention to the most extreme situations of poverty and hunger, all essential to gaining equality in the region. ■

## ABSTRACTS - ECLAC PUBLICATIONS

### THE TOURISM SECTOR AND THE GLOBAL ECONOMIC CRISIS DEVELOPMENT IMPLICATIONS FOR THE CARIBBEAN

April 2010

LC/CAR/L.255

Over the past two years the global economy has experienced substantial economic turmoil, resulting in severe economic contraction. While there has been a recent return to growth, this situation has impacted all economic sectors worldwide. In the highly tourism-dependent region of the Caribbean, the impact of the global economic crisis has been most notable on the tourism sector, which, from the early 1990s, became the key driver of economic growth for the region. The eventual emergence of this sector reflects an economic development history which was previously underpinned by the export of agricultural commodities, and subsequently by the adoption of the import substitution industrialization model as promulgated by Arthur Lewis. This was further stimulated by spectacular economic contraction in Caribbean economies during the 1980s as a result of changes in the global terms of trade for commodities, generally low levels of competitiveness for manufactured goods, as well as weak institutional and governance frameworks.

Ultimately, many economies began to reflect fiscal and balance of payments constraints. By the end of the 1990s, too, evidence of declining competitiveness even in the tourism sector began to become apparent particularly when evaluated under the framework of the Butler Tourism Area Life-Cycle (TALC) model. The recent economic crisis, therefore, provides an opportunity to reflect on the overall approach to economic development in the Caribbean, and to assess the implications of the region's response to the crisis.

This analysis makes the case for the future development of the sector to be based on two broad strategies. The first is to deepen the integration of the tourism sector into the broader economy through the diversification of the regional tourism product, as well as the enhancement of linkages with other sectors, while the second is to expand the tourism sector into a total service economy through the introduction of new services. Considering linkages, the development of clusters and value chains to support the tourism sector is identified with respect to agriculture and food, handicraft, and furnishings. Among the new services identified are education, wellness, yachting and boating, financial services, and information and communications technologies (ICT).

This overall strategy is deemed to be better suited to the macroeconomic realities of the Caribbean, where high labour costs and other structural rigidities require a high-valued specialty tourism product in order to sustain the sector's global competitiveness.

### REVIEW OF THE ECONOMICS OF CLIMATE CHANGE IN THE CARIBBEAN PHASE II - THE WATER SECTOR

May 2010

LC/CAR/L.260

In the Caribbean, many countries face constraints in obtaining high quality and adequate supplies of freshwater due to their small size and geo-climatic conditions. This is especially so for coral-based islands which have a limited ground water supply. The management of freshwater is further complicated by the threat of climate change, which could potentially have a significant effect on the hydrologic cycle and, hence, on key parameters such as rainfall and temperature, as global warming is generally expected to increase if current human emissions of greenhouse gases continue unabated.

This study econometrically analyses the projected impact of climate change on the water sector of nine Caribbean countries to 2100: Aruba, Barbados, Dominican Republic, Guyana, Montserrat, Jamaica, Netherlands Antilles, Saint Lucia, and Trinidad and Tobago. Overall, all countries, with the exception of Trinidad and Tobago, are expected to suffer aggregate losses as result of climate change in the early periods ca. 2020 under one or more scenarios.

Overall, relative to 2006, the total demand for water in the Caribbean is expected to fall by 2030 by 11.3% to approximately 12,967 million cubic meters. This is due to the expected fall in agricultural water demand by approximately 36% in that period. However, by 2050, total water demand for the Caribbean will again exceed the 2006 level by approximately 4% to 14,896.33 10<sup>6</sup> m<sup>3</sup>. By 2100, water demand will increase almost fivefold to approximately 69,233.69 10<sup>6</sup> m<sup>3</sup>.

Climate change is expected to affect all countries in the Caribbean. In some cases, there will be positive impacts that may continue to increase over time and, in other cases, the impact will be negative and worsen over time. Overall, the agricultural sector is expected to suffer the worst losses over any scenario, whilst growth in the industrial sectors is expected to be significant and contribute the most to increasing water demand over time.

### ECONOMIC SURVEY OF LATIN AMERICA AND THE CARIBBEAN 2009-2010

July 2010

LC/G.2458-P

In 2009, the economies of Latin America and the Caribbean suffered the onslaught of the global financial crisis and, as a result, the region's GDP shrank by 1.9%. In the second half of the year, however, most of the region's countries were experiencing a robust recovery that ►

**ABSTRACTS - ECLAC PUBLICATIONS**

continued ►

has been consolidated in 2010, paving the way for regional GDP to expand by 5.2%. This makes Latin America and the Caribbean, together with the emerging economies of Asia, one of the most dynamic regions in the world.

Both internal and external factors are underpinning this positive performance. The most notable external factors include the continued buoyancy of certain key Asian economies, whose sustained demand for the region's products has led to a significant recovery of exports, especially in the case of South America. The albeit sluggish recovery of the United States economy, meanwhile, has improved the situation for Mexico and Central America and, inasmuch as it has boosted tourism demand, possibly for the Caribbean as well. For the same reasons, remittances sent by migrant Latin American and Caribbean workers from the United States are also expected to pick up slightly.

The internal factors include the fiscal and monetary policy space that several of the region's countries had built up during the six previous years

of booming commodity prices and sustained growth, which enabled them to deploy countercyclical measures during the crisis. Countries had also steadily reduced their external debt burdens, posted steady improvements in their fiscal accounts and increased their international reserves, which meant that at all times they had access to the international capital markets.

The favorable situation, in which the region now finds itself, however, rests in part on transitory factors that are unlikely to recur in 2011, and this needs to be taken into account. The region was able to respond dynamically to external demand and the countercyclical stimuli by taking advantage of pre-existing idle capacity, but that possibility could be exhausted during the present recovery. At the same time, governments are facing a waning capacity to keep the current countercyclical measures in place without sacrificing the achievements in terms of maintaining macroeconomic equilibriums. In light of these considerations, growth estimates for 2011 are 3.9% for the region as a whole.

In short, once the recovery is well established, the main challenges involved in the pursuit of steady growth will return: how to create the conditions needed to increase public and private investment and productivity. Simultaneously, the region must continue boosting public finances to expand and improve social programmes, particularly those with a redistributive impact, so as to be able to achieve growth with greater equity.

In this regard, the second part of this edition of the Economic Survey discusses the contribution that public policies can make to strengthen the link between economic growth and distributive equity. Four chapters are thus devoted to the analysis of the distributive impact of macroeconomic volatility, its repercussions in labour markets and the policies that can be deployed to tackle it, as well as to the ways in which tax policy and social spending can help protect the most vulnerable sectors of the population within a broader strategy aimed at attaining a more inclusive form of development in the region.

**LIST OF ECLAC PUBLICATIONS**

Listed by Catalogue Number, Date and Title

**LC/CAR/L.250/Corr.1** 23 June 2010

Review of the Economics of Climate Change (Recc) In the Caribbean Project: Phase I

**LC/CAR/L.268** 27 July 2010

Report of the Roundtable: Towards Development of a Climate Change Policy for the Caribbean

**LC/CAR/L.269** 20 August 2010

Report of the Technical Meeting on the 2010 Caribbean Millennium Development Goals Report.

**UPCOMING EVENTS 4<sup>th</sup> QUARTER 2010****11-12 October, 2010**

UNITE to End Violence Against Women - Caribbean Launch  
Barbados

**25 October – 2 November 2010**

Training Workshop in the use of Statistical Programme Census Survey processing System (CSPro),  
Georgetown, Guyana

**9-12 November 2010**

Subregional Meeting and Capacity-Development training Workshop on Implementation of the Convention on the Rights of Persons with Disabilities in the Caribbean  
Port of Spain, Trinidad and Tobago

**18-19 November 2010**

Meeting of the High-Level Advisory Committee (HLAC): Review of the Economics of Climate Change in the Caribbean  
Port of Spain, Trinidad and Tobago

**30 November – 1 December 2010**

Regional seminar to strengthen the use of administrative records to measure violence against women in the Caribbean  
Port of Spain, Trinidad and Tobago

**6-10 December 2010**

Training workshop on MDG 7  
Port of Spain, Trinidad and Tobago

**6-10 December 2010**

Grenada National Training Workshop on REDATAM  
St. George's, Grenada



**UNITED NATIONS**  
**ECONOMIC COMMISSION FOR LATIN AMERICA AND THE CARIBBEAN**  
Subregional Headquarters for the Caribbean

**INFORMATION UPDATE FORM**

Please help us to keep our FOCUS Newsletter mailing list current by ensuring that we have your correct contact information (correctly spelt name, proper designation, correct address, etc.) recorded on this issue's mailing label. Any changes or additions should be filled in on the form below and returned to our office.

Mr.  Miss.  Mrs.  Ms.  Dr.  Prof.  Other (specify)

**Family Name**

**First Name**

**Job Title**

**Organisation**

**Address**

**Telephone Contact (s)**

**Fax**

**E-mail**

RETURN COMPLETED FORM TO:

1 Chancery Lane, PO Box 1113, Port of Spain, Trinidad and Tobago  
Tel: (868) 224-8000 Fax: (868) 623-8485 E-mail: [registry@eclacpos.org](mailto:registry@eclacpos.org)

CUT ALONG DOTTED LINE



United Nations



**The Newsletter of the Caribbean Development and Cooperation Committee**  
ECLAC Subregional Headquarters for the Caribbean

PO Box 1113, Port of Spain, Trinidad and Tobago  
Tel: (868) 224-8000 Fax: (868) 623-8485  
E-mail: [registry@eclacpos.org](mailto:registry@eclacpos.org)  
<http://www.eclacpos.org>